

January 2025 | Data Collected December 1-31, 2024

Our services include:

- Sale of income-producing properties
- Disposition of vacant branches and under-performing assets
- Sale-leaseback of bank-owned real estate
- Real estate site selection for financial institutions

Visit our website to see a complete list of our properties currently available:

PROPERTY LISTINGS

Compiled for your information by:

Edward Ginn, 484.417.2201,
eginn@equityretailbrokers.com

David Goodman, 484.417.2219,
dgoodman@equityretailbrokers.com

David Laiter, 484.482.2550,
dlaiter@equityretailbrokers.com

Connect with us:



Receive the latest updates from Equity Retail Brokers - [Join our mailing list](#)

NNNTrends.com - A Definitive Tool for NNN Trend Analysis

Eager for an update on what your single-tenant triple net real estate investments are worth? Seeking to list your triple net commercial property for sale? NNNTrends saves you time and money by putting these options and more right at your fingertips.

A quick, easy and FREE resource for buyers and sellers of triple net lease properties to:

- See top tenants' customer visitations, comps and other performance metrics in a central dashboard
- Discover NNN commercial real estate investment targets in a wide array of categories and submarkets
- Benefit from expert brokers' on-the-ground perspectives about properties, tenants and regional and submarket competitive dynamics

[Go to NNNTrends.com](#)

Featured NNNTrends - Banking Tenants

Click each tenants' logo below to view their metrics:



Debt Credit Ratings

Long-term Debt Credit Ratings

Bank	S&P	Moody's
Bank of America	A+	Aa1
BMO Harris Bank	A+	Baa1
CapitalOne Bank	BBB	Baa1
Chase Bank	A+	Aa2
CitiBank	BBB+	A3
Citizens Bank	A-	Baa1
Fulton Financial	----	Baa2
KeyBank	BBB	Baa2
M&T Bank	BBB+	Baa1
PNC Bank	A-	A3
Santander Bank	A+	A2
TD Bank	AA-	A1
Truist Bank	A-	Baa1
Wells Fargo	A+	Aa2

January 2025 | Data Collected December 1-31, 2024

Featured Bank Dispositions

Equity Retail Brokers represents national banks in the disposition of closed branches and has multiple listings from independent and institutional owners.

For Sale

📍 528 Station Ave,
Haddon Heights, NJ

📍 7 N Kennedy Dr,
McAdoo, PA

Pending

📍 935 Black Horse Pike,
Pleasantville, NJ

Pending

📍 3400 Chichester Ave,
Boothwyn, PA

Pending

Under Contract

📍 1057 Valley Rd,
Stirling, NJ

📍 701 East Passyunk Ave,
Philadelphia, PA



For more information about the above properties or our disposition services, please contact:

David Laiter

610.645.7700 x150

dlaiter@equityretailbrokers.com

David Goodman

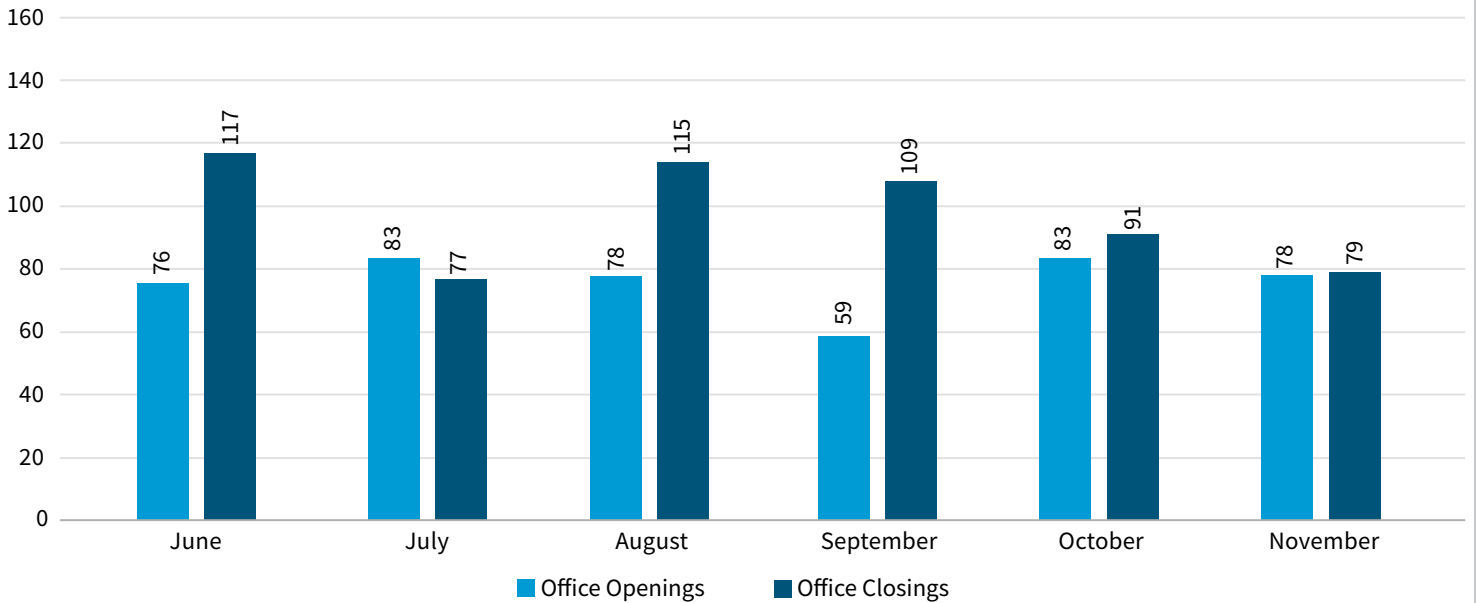
610.645.7700 x119

dgoodman@equityretailbrokers.com

January 2025 | Data Collected December 1-31, 2024

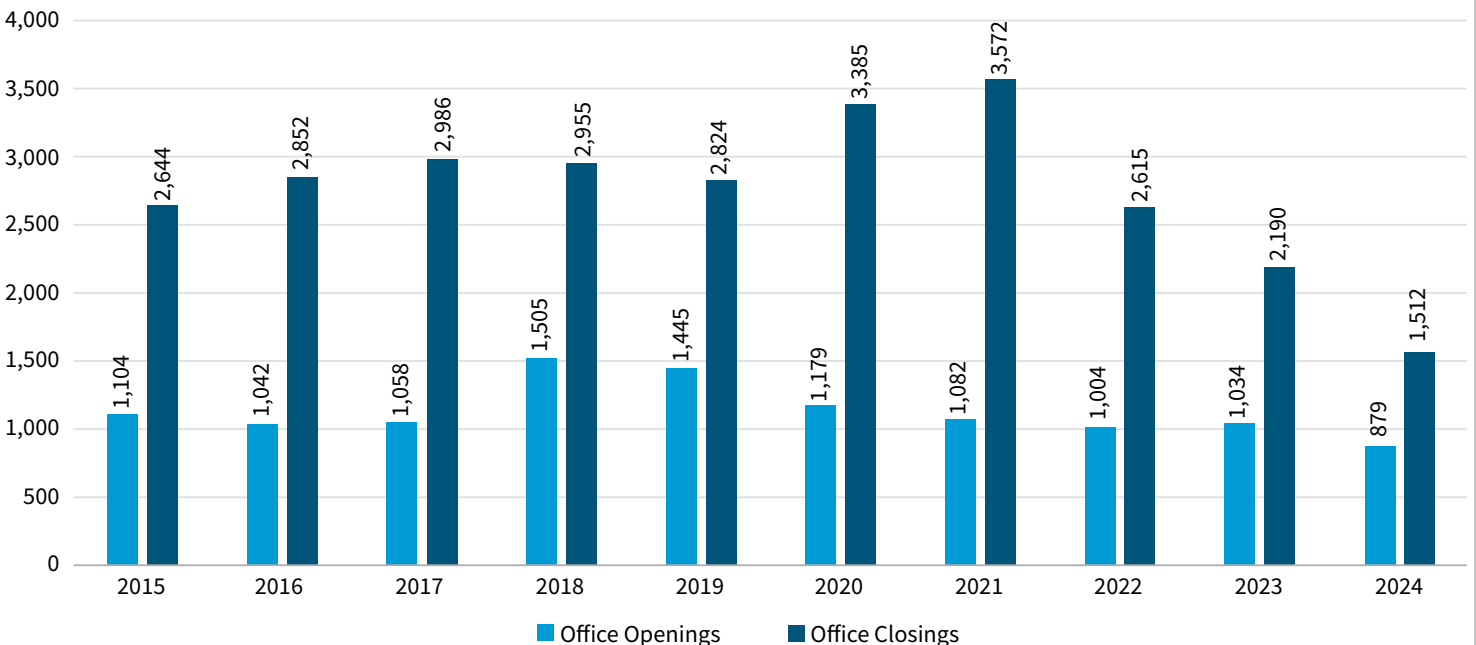
Bank Branches - Effective Openings & Closings

6-Month History
(6/1/2024 - 11/30/2024)



Source: FDIC

10-Year History
(as of 12/31/2024)



Source: FDIC

January 2025 | Data Collected December 1-31, 2024

Key Banking Performance and Condition Ratios from BankDeposits.com

New Jersey

[Banks headquartered in NJ - Performance Report](#)

[Banks with branches in NJ - Performance Report](#)

Pennsylvania

[Banks headquartered in PA - Performance Report](#)

[Banks with branches in PA - Performance Report](#)

Delaware

[Banks headquartered in DE - Performance Report](#)

[Banks with branches in DE - Performance Report](#)

New Jersey, Pennsylvania, Delaware

[Banks headquartered in NJ, PA, DE - Performance Report](#)

[Banks with branches in NJ,PA,DE - Performance Report](#)

All Mid-Atlantic

[Banks headquartered in Mid-Atlantic - Performance Report](#)

[Banks with branches in Mid-Atlantic - Performance Report](#)

All labels are sortable. Click [+/-] next to Company for individual call report | Report data source: FDIC Call Reports 03/31/2022

Key Real Estate Data from BankDeposits.com

New Jersey

[Banks headquartered in NJ - Key RE Data](#)

[Banks with Branches in NJ - Key RE Data](#)

Pennsylvania

[Banks headquartered in PA - Key RE Data](#)

[Banks with Branches in PA - Key RE Data](#)

Delaware

[Banks headquartered in DE - Key RE Data](#)

[Banks with Branches in DE - Key RE Data](#)

New Jersey, Pennsylvania, Delaware

[Banks headquartered in NJ, PA, DE - Key RE Data](#)

[Banks with branches in NJ, PA, DE -Key RE Data](#)

All Mid-Atlantic

[Banks HQ in Mid-Atlantic - Key RE Data](#)

[Banks with branches in Mid-Atlantic - Key RE Data](#)

All labels are sortable. Click [+/-] next to Company for individual call report | Report data source: FDIC Call Reports 03/31/2022

January 2025 | Data Collected December 1-31, 2024

Financial Articles (By Company)

Date Posted	Reference/Company	Article	Source
12/16/24	Berkshire Bank	One of Philadelphia region's largest SBA lenders making \$1.1B acquisition	Philadelphia Business Journal
12/18/24	Fulton Bank	Fulton taps ex-Republic, TD executive to lead Philadelphia region	Philadelphia Business Journal
12/16/24	Fulton Bank	Pamela Hisler Hired at Fulton Bank	Philadelphia Business Journal
12/5/24	M&T Bank	M&T Bank Names Shannon Lazare as New Jersey Regional President	Yahoo Finance
12/15/24	Mid Penn Bank	Fueled by Norcross investment, Mid Penn Bank eyes major growth in Philadelphia market	Philadelphia Business Journal
12/3/24	Mid Penn Bank	Norcross family is betting millions on another Pa. bank after Republic's collapse	The Philadelphia Inquirer
12/3/24	Provident Bank	Matthew Moresco Hired at Provident Bank	Philadelphia Business Journal
12/3/24	Provident Bank	Matthew Skilton Hired at Provident Bank	Philadelphia Business Journal
12/5/24	TD Bank	TD's incoming CEO says 'everything is on the table' as U.S. asset cap looms	Philadelphia Business Journal
12/26/24	TD Bank / Republic Bank	2024 in Review: Republic and TD suffered huge blows, and only one survived	Philadelphia Business Journal
12/4/24	TriState Capital Bank	Nicholas McWilliams Hired at TriState Capital Bank	Philadelphia Business Journal
12/8/24	WSFS Bank	A Wall Street veteran, new WSFS CFO lays out strategy to grow market share	Philadelphia Business Journal
12/30/24	Wilmington Trust	Jamie Steele Hired at Wilmington Trust	Philadelphia Business Journal

Financial Articles (General)

Date Posted	Reference/Company	Article	Source
12/31/24	General	2024 in Review: Financial services companies make key C-suite additions	Philadelphia Business Journal
12/30/24	General	2024 in Review: George Norcross rides out a rocky year	Philadelphia Business Journal
12/27/24	General	Pa. hasn't gotten any new banks in over a decade. Here's why.	The Philadelphia Inquirer
12/15/24	General	Small Deposits: SEI buys Boston startup; Main Line fintech closes \$4.5B sale to private equity giant	Philadelphia Business Journal
12/12/24	General	Wells Fargo offers sobering outlook for rate cuts	Philadelphia Business Journal
12/12/24	General	Most Admired CEOs Lifetime Achievement Award: Evelyn Smalls reflects on her impressive banking career	Philadelphia Business Journal
12/2/24	General	Why small-business lending may see 'light at the end of the tunnel' in 2025	Philadelphia Business Journal

January 2025 | Data Collected December 1-31, 2024

Stock Summary (Alphabetical)

Stock Summary - Some Publicly Traded Banks Operating in Philadelphia Metro Market

Company	Symbol	Close of Business 12/31/2023	Close of Business 12/31/2024	% Change From 12/31/2023 to 12/31/2024	52-Wk High -As of Close of Business 12/31/2024	52-Wk Low -As of Close of Business 12/31/2024	Price/Book As of Close of Business 12/31/2024
Dow Jones Industrial Average	^DJI	33,147.25	42,544.22	28.35%	37,122.95	45,073.63	--
S&P 500	^GSPC	3,839.50	5,881.63	53.19%	4,682.11	6,099.97	--
NASDAQ Composite	^IXIC	10,466.48	19,310.79	84.50%	14,477.57	20,204.58	--
The Financial Select Sector SPDR Fund	XLF	34.20	48.33	41.32%	36.95	51.62	1.42
1st Colonial Bancorp, Inc.	FCOB	14.00	14.90	6.43%	12.20	16.00	0.96
Banco Santander, S.A.	SAN	2.95	4.56	54.58%	3.83	5.27	0.73
Bank of America Corporation	BAC	33.12	43.95	32.70%	31.27	48.08	1.24
Citigroup Inc.	C	45.23	70.39	55.63%	50.51	73.38	0.69
Citizens & Northern Corporation	CZNC	22.86	18.60	-18.64%	16.50	22.49	1.03
Citizens Financial Group, Inc.	CFG	39.37	43.76	11.15%	30.24	49.25	0.85
Customers Bancorp, Inc.	CUBI	28.34	48.68	71.77%	42.31	68.49	0.92
Embassy Bancorp, Inc.	EMYB	18.50	16.60	-10.27%	13.00	16.74	1.19
First Bank	FRBA	13.76	14.07	2.25%	11.20	15.87	0.88
Fulton Financial Corporation	FULT	16.83	19.28	14.56%	13.87	22.49	1.17
Harleysville Financial Corporation	HARL	25.12	22.20	-11.62%	20.55	23.50	0.93
JPMorgan Chase & Co.	JPM	134.10	239.71	78.75%	164.30	254.31	2.08
KeyCorp	KEY	17.42	17.14	-1.61%	12.94	20.04	1.18
Lakeland Bancorp, Inc.	LBAI	17.61	13.43	-23.74%	10.65	16.00	0.74
M&T Bank Corporation	MTB	145.06	188.01	29.61%	128.31	225.70	1.18
Meridian Corporation	MRBK	15.15	13.71	-9.50%	8.26	17.33	0.92
OceanFirst Financial Corp.	OCFC	21.25	18.10	-14.82%	14.03	21.87	0.62
Parke Bancorp, Inc.	PKBK	20.74	20.51	-1.11%	15.24	24.29	0.82
Princeton Bancorp, Inc.	BPRN	31.72	34.43	8.54%	29.02	39.35	0.90
Provident Financial Services, Inc.	PFS	21.36	18.87	-11.66%	13.07	22.24	0.94
QNB Corp.	QNBC	26.33	33.92	28.83%	21.39	34.00	1.19
Quaint Oak Bancorp, Inc.	QNTA	22.15	10.40	-53.05%	9.75	12.50	0.53
S&T Bancorp, Inc.	STBA	34.18	38.22	11.82%	28.83	45.79	1.06
The Bancorp, Inc.	TBBK	28.38	52.63	85.45%	29.92	61.17	3.11
The PNC Financial Services Group, Inc.	PNC	157.94	192.85	22.10%	139.69	216.26	1.55
The Toronto-Dominion Bank	TD	64.76	53.24	-17.79%	51.25	65.12	0.87
Tompkins Financial Corporation	TMP	77.58	67.83	-12.57%	43.09	79.01	1.35
Truist Financial Corporation	TFC	43.03	43.38	0.81%	34.23	49.06	0.98
Univest Financial Corporation	UVSP	26.13	29.51	12.94%	18.41	32.75	0.98
Wells Fargo & Company	WFC	41.29	70.24	70.11%	46.12	78.13	1.43
WSFS Financial Corporation	WSFS	45.34	53.13	17.18%	40.20	62.75	1.17

January 2025 | Data Collected December 1-31, 2024

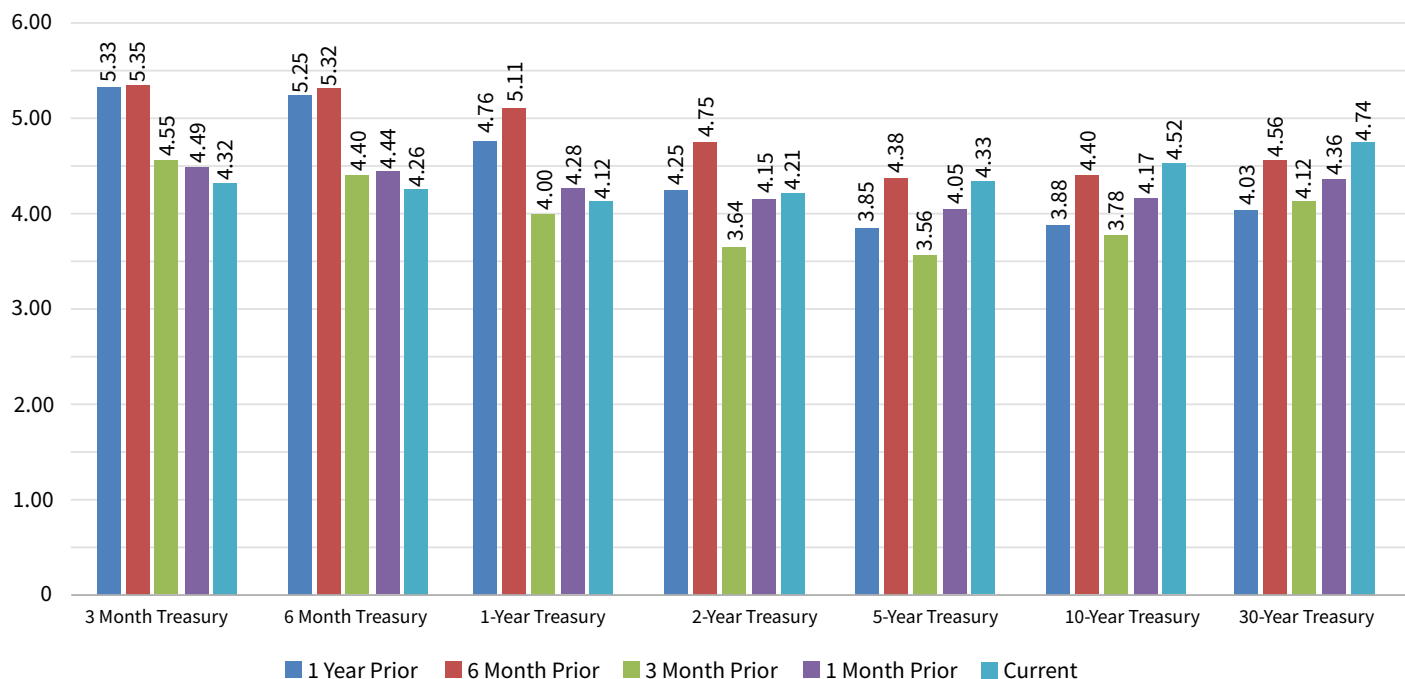
Interest Rate Summary

Equity Retail Brokers - Capital Markets Review - Leading Rates

US Treasuries	1 Year Prior	6 Month Prior	3 Month Prior	1 Month Prior	Current
3 Month Treasury	5.33	5.35	4.55	4.49	4.32
6 Month Treasury	5.25	5.32	4.40	4.44	4.26
1 Year Treasury	4.76	5.11	4.00	4.28	4.12
2-Year Treasury	4.25	4.75	3.64	4.15	4.21
5-Year Treasury	3.85	4.38	3.56	4.05	4.33
10-Year Treasury	3.88	4.40	3.78	4.17	4.52
30-Year Treasury	4.03	4.56	4.12	4.36	4.74
Key Rates	1 Year Prior	6 Month Prior	3 Month Prior	1 Month Prior	Current
Fed Funds Rate	5.31	5.31	4.81	4.56	4.32
Federal Reserve Target	5.50	5.50	5.00	4.75	4.50
Prime Rate	8.50	8.50	8.00	7.75	7.50
SOFR	1 Year Prior	6 Month Prior	3 Month Prior	1 Month Prior	Current
30-Day Average	5.34	5.34	5.16	4.67	4.52
90-Day Average	5.36	5.35	5.31	4.91	4.68
180-Day-Average	5.35	5.39	5.37	5.17	5.02
Muni Bonds - Yields	1 Year Prior	6 Month Prior	3 Month Prior	1 Month Prior	Current
1-Year	2.59	3.20	2.52	2.76	2.97
2-Year	2.50	3.14	2.39	2.58	2.82
5-Year	2.22	2.96	2.37	2.61	2.90
10-Year	2.27	2.86	2.63	2.83	3.13
30-Year	3.40	3.79	3.55	3.53	3.87

Treasury Rate Comparison

(US Treasuries)



January 2025 | Data Collected December 1-31, 2024

Banks for Sale

Below is a list of some single tenant net lease bank investment properties that are currently for sale in Pennsylvania, New Jersey, Delaware, Maryland, Virginia, West Virginia, and Washington D.C. **This list of available Investment Properties is intended for the use and benefit of Equity Retail Brokers current and prospective commercial real estate investment clients.** The list is compiled for our clients to give them an understanding of current pricing of Net Lease bank properties in the region. The information has been gathered from a variety of sources. Some of these properties are listed by Equity Retail Brokers, while others are listed by other brokers or are being directly marketed by the owner. However they are listed, we at Equity Retail Brokers, either as a dual or a buyer's agent, can represent our client's interest in obtaining information and negotiating the purchase of any of the properties.

Bank	City	State	Asking Price	Cap Rate	Lease (Years Left)	Lease Type	Lease Increases	2024 Deposits
Chase Bank	Rockville	MD	\$10,795,000	4.25%	13.5	Ground	10% every 5 years	\$14,332,000
Bank of America	Pittsburgh	PA	\$4,100,000	4.51%	15	Ground	12.5% every 5 years	\$8,379,000
Chase Bank	Manassas	VA	\$4,150,000	4.75%	14	Ground	10% every 5 years	\$28,963,000
Chase Bank	Williamsburg	VA	\$32,850,000	4.75%	15	Ground	10% in options	New Branch
Chase Bank	Mechanicsburg	PA	\$3,500,000	5.00%	15	NNN	10% every 5 years	New Branch
Chase Bank / Dunkin'	Paoli	PA	\$4,200,000	5.00%	15	NN	10% every 5 years	New Branch
Chase Bank	Hampton	VA	\$4,300,000	5.00%	15	Ground	10% every 5 years	New Branch
Citizens Bank	Hillside	NJ	\$2,650,000	5.02%	Unknown	Unknown	Unknown	\$78,648,000
Bank of America	Cockeysville	MD	\$6,570,666	5.25%	4.7	NNN	12% every 5 years	\$628,982,000
Bank of America	Egg Harbor Twp	NJ	\$6,090,909	5.50%	15	Ground	12.5% every 5 years	New Branch
Truist Bank	Virginia Beach	VA	\$2,226,000	5.75%	8	Ground	10% every 5 years	\$105,169,000
Bank of America	Washington	DC	\$4,500,000	5.83%	5	Ground	3% annually	\$67,385,000
M&T Bank	Sinking Spring	PA	\$1,779,661	5.90%	4.5	Ground	5% in options	\$118,132,000
Dollar Bank	East Liberty (Pittsburgh)	PA	\$1,079,166	6.00%	4.5	NNN	Unknown	\$63,615,000
PNC Bank	Virginia Beach	VA	\$1,641,000	6.00%	4	Ground	2% annually	\$30,197,000
Community Bank	Scranton	PA	\$1,794,666	6.00%	4.7	NNN	2% annually	\$119,897,000
Republic Bank	Cherry Hill	NJ	\$2,567,000	6.00%	13	Ground	10% every 5 years	\$172,468,000
Dollar Bank	Pittsburgh	PA	\$900,000	6.05%	Unknown	NNN	Unknown	\$171,652,000
Citizens Bank	Haddon Heights	NJ	\$1,841,000	6.25%	Unknown	NNN	Unknown	\$211,050,000
Citizens Bank	Erie	PA	\$2,192,000	6.25%	9	NNN	10% every 5 years	\$47,824,000
Bank of America	Germantown	MD	\$5,675,000	6.25%	9.2	NNN	3-4% annually	\$340,306,000
Bank of America	Wayne	PA	\$6,723,568	6.25%	5.9	NNN	10% or CPI every 5 years	\$49,385,000
Penn Community Bank	Lansdale	PA	\$1,846,154	6.50%	6.5	Mod. NNN	10% every 5 years	\$42,137,000
Citizens Bank	Philadelphia	PA	\$2,246,153	6.50%	5.5	NNN	2.5% annually	\$112,565,000
KeyBank	Exton	PA	\$2,692,000	6.50%	8.6	NNN	Unknown	\$93,883,000
PNC Bank	Bowie	MD	\$3,850,000	6.72%	2.6	Ground	15% every 5 years	\$95,462,000
Bank of America	Edgewater	MD	\$3,380,133	6.75%	5	NNN	12% in options	\$149,688,000
First Bank	Pennington	NJ	\$1,250,000	6.80%	4.6	NNN	11.76% in Option 1 5.26% in Option 2	\$53,933,000
Community Bank	Jermyn	PA	\$1,242,857	7.00%	5	NNN	2% annually	\$88,297,000
Bank of America	Bala Cynwyd	PA	\$7,024,000	7.00%	3.5	NNN	12% every 5 years	\$257,206,000
PNC Bank	Bethel Park	PA	\$2,007,000	7.25%	6	NNN	Unknown	\$109,054,000
Virginia National Bank (The Fauquier Bank)	Manassas	VA	\$4,196,841	7.25%	5	Ground	15% every 5 years	\$42,514,000
TD Bank	Clinton	MD	\$5,874,758	7.25%	2.5	Ground	FMV & 112% or prior rent	\$79,022,000
Northfield Bank	Linden	NJ	\$3,350,000	7.36%	5	NNN	Unknown	\$143,609,000
Citizens Bank	Turtle Creek	PA	\$1,600,000	7.50%	5.8	NNN	CPI annually between 1 - 2.5%	\$86,602,000
Fulton Bank / Dance Studio	Philadelphia	PA	\$2,048,139	7.50%	5	NNN	Annual	\$11,178,000
First Bank	Williamstown	NJ	Undisclosed	Undisclosed	Unknown	Ground	Unknown	\$90,638,000
PNC Bank ATM	Pittsburgh	PA	\$950,000	Unknown	Unknown	Ground	Every 5 years	N/A
TD Bank & Vacancy	Raritan	NJ	\$1,500,000	Unknown	6	Mod. NNN	2% annually	\$339,493,000
First National Bank of PA	New Castle	PA	Auction - \$200,000 starting bid	Unknown	4.4	NNN	N/A	\$143,742,000
Wells Fargo	Reisterstown	MD	\$5,965,000	7.65%	5	Ground	15% every 5 years	\$164,852,000
PNC Bank	Fairfax	VA	\$6,533,000	8.52%	5	NNN	10% in options	\$73,553,000
TD Bank & Vacancy	Raritan	NJ	\$1,700,000	8.84%	6	Mod. NNN	2% annually	\$339,493,000
PNC Bank ATM	Pittsburgh	PA	\$950,000	Unknown	Unknown	Ground	Every 5 years	N/A
First National Bank of PA	New Castle	PA	Auction - \$200,000 starting bid	Unknown	4.4	NNN	N/A	\$143,742,000

January 2025 | Data Collected December 1-31, 2024

Vacant Banks for Sale

Below is a list of some vacated bank properties that are currently for sale in Pennsylvania, New Jersey, and Delaware. **This list of available Properties is intended for the use and benefit of Equity Retail Brokers current and prospective commercial real estate investment clients.** The list is compiled for our clients to give them an understanding of current pricing of vacant bank properties in the region. The information has been gathered from a variety of sources. Some of these properties are listed by Equity Retail Brokers, while others are listed by other brokers or are being directly marketed by the owner. However they are listed, we at Equity Retail Brokers, either as a dual or a buyer's agent, can represent our client's interest in obtaining information and negotiating the purchase of any of the properties.

Address	City	State	Asking Price	Building Size (SF)	Acreage
201 E. Erie St	Linesville	PA	\$99,000	2,360	0.58
50 Main St	East Conemaugh	PA	\$129,000	2,200	Unknown
166 Ligonier St	New Florence	PA	\$129,000	2,200	0.40
207 S. Washington St	Eau Claire	PA	\$154,900	1,782	0.25
187 Buchanan Trail E	McConnellsburg	PA	\$180,000	1,443	0.92
7 N. Kennedy Dr	McAdoo	PA	\$199,000	3,245	0.14
1 S. Center St	Corry	PA	\$275,000	9,748	0.41
2014-2016 Noble St	Pittsburgh	PA	\$319,000	5,000	0.11
4300 Murray Ave	Pittsburgh	PA	\$350,000	1,734	0.11
2-4 N. Main St	Shenandoah	PA	\$350,000	5,628	0.06
702 W. Main St	Valley View	PA	\$350,000	3,612	0.48
394 W. Berwick St	Easton	PA	\$395,000	2,694	0.43
153 W. Orange St	Shippensburg	PA	\$399,000	2,312	0.68
555 Blackwood Clementon Rd	Lindenwold	NJ	\$400,000	2,300	1.89
3rd & Market St	Halifax	PA	\$440,000	7,492	0.32
16296 Lincoln Hwy	Breezewood	PA	\$477,000	3,191	0.45
176 Lovell Ave	Ebensburg	PA	\$499,900	3,417	0.73
248 Seneca St	Oil City	PA	\$515,000	8,000	0.48
399 Route 23	Franklin	NJ	\$550,000	2,386	0.83
1 N. Robinson Ave	Pen Argyl	PA	\$550,000	8,112	0.37
4200 W. Market St	York	PA	\$599,000	4,660	0.85
2302 N. Delsea Dr	Vineland	NJ	\$695,000	2,400	1.40
21 N. Forklanding Rd	Maple Shade	NJ	\$700,000	4,378	0.71
1300 Hamilton Ave	Trenton	NJ	\$700,000	7,212	0.78
528 Station Ave	Haddon Heights	NJ	\$750,000	6,320	0.80
15 N. Main St	Milltown	NJ	\$750,000	3,426	0.80
308 Hurffville-Crosskeys Rd	Sewell	NJ	\$795,000	3,343	0.93
935 Black Horse Pike	Pleasantville	NJ	\$850,000	2,392	1.68
950 N. Pearl St	Bridgeton	NJ	\$900,000	2,400	0.68
212 Front St	Marysville	PA	\$900,000	14,500	0.45
133 Van Zile Rd	Brick Twp	NJ	\$925,000	2,624	2.06
1066 Harrison City Export Rd	Jeanette	PA	\$1,000,000	6,201	1.49
33 Main St	Sparta	NJ	\$1,150,000	3,124	0.99
4306 Route 130 N	Willingboro	NJ	\$1,150,000	6,258	1.77
408 E. Main St	Bound Brook	NJ	\$1,200,000	8,200	0.32
705 Milford Rd	East Stroudsburg	PA	\$1,200,000	5,434	1.81
1057 Valley Rd	Gillette	NJ	\$1,200,000	3,998	0.75
1515 Woodbury Glassboro Rd	Wenonah	NJ	\$1,200,000	3,964	2.64
100 US Hwy 206	Augusta	NJ	\$1,400,000	5,500	13.18
2 E. Main St	Mechanicsburg	PA	\$1,450,000	8,000	0.29
2822 Main St	Morgantown	PA	\$1,450,000	6,400	3.80
25 Carlisle St	Hanover	PA	\$1,500,000	30,112	1.04
1950 Old Philadelphia Pike	Lancaster	PA	\$1,500,000	2,240	0.57
36 Middlesex Ave	Metuchen	NJ	\$1,500,000	2,500	0.54
1500 Union Ave	Union Beach	NJ	\$1,500,000	2,272	0.82

January 2025 | Data Collected December 1-31, 2024

Vacant Banks for Sale

Address	City	State	Asking Price	Building Size (SF)	Acreage
1000 Ridge Rd	Pottstown	PA	\$1,700,000	7,297	0.36
701 E. Passyunk Ave	Philadelphia	PA	\$1,760,000	5,042	0.07
83 W. Main St	Elverson	PA	\$1,825,000	9,669	2.10
570 Pompton Ave	Cedar Grove	NJ	\$1,850,000	4,773	1.27
72-80 South St	New Providence	NJ	\$1,950,000	3,669	0.86
3805 Neshaminy Blvd	Bensalem	PA	\$2,400,000	4,099	1.38
178 Center St	Clinton	NJ	\$2,700,000	2,310	1.74
7270 Lancaster Pike	Hockessin	DE	\$2,700,000	6,000	3.53
52 W. Broad St	Bethlehem	PA	\$2,750,000	14,000	0.41
1245 Cocoa Ave	Hershey	PA	\$3,000,000	3,661	2.72
1260 Broad St	Bloomfield	NJ	\$3,500,000	9,000	0.88
1852 N. Olden Ave	Ewing	NJ	\$3,995,000	4,230	1.40
1501 Tilton Rd	Northfield	NJ	\$4,500,000	15,100	1.80
855 Mountain Ave	Mountainside	NJ	\$4,999,000	7,440	1.24
171-173 Broadway	Bayonne	NJ	Undisclosed	5,518	0.13
201 N. Route 73 W	Berlin	NJ	Undisclosed	2,800	0.75
514 Kings Hwy N	Cherry Hill	NJ	Undisclosed	2,606	0.79
510 Main St	Chester	NJ	Undisclosed	2,630	0.62
304 Princeton Hightstown Rd	East Windsor	NJ	Undisclosed	7,000	4.55
1713 W. Main St	Ephrata	PA	Undisclosed	2,952	0.64
801 Chestnut St	Kulpmont	PA	Undisclosed	3,058	0.04
153 Bridgeton Pike	Mullica Hill	NJ	Undisclosed	2,800	0.91
1726 Union Ave	Natrona Heights	PA	Undisclosed	1,409	0.32
1251 Centre Tpke	Orwigsburg	PA	Undisclosed	2,992	1.26
91 Route 45	Salem	NJ	Undisclosed	2,684	3.19
100 W. Main St	Terre Hill	PA	Undisclosed	7,300	1.18
765 Blue Mountain Dr	Walnutport	PA	Undisclosed	2,500	1.94
234 Main St	York	PA	Undisclosed	3,200	1.08
3301 Easton Ave	Bethlehem	PA	Unpriced	3,024	1.12
244 Radcliffe St	Bristol	PA	Unpriced	7,657	0.61
10 Juliustown Rd	Browns Mills	NJ	Unpriced	2,493	0.87
308 N. Logan Blvd	Burnham	PA	Unpriced	2,360	0.20
824 Lansdowne Ave	Drexel Hill	PA	Unpriced	2,931	0.32
100 US-206	Frankford	NJ	Unpriced	8,240	11.18
152 Main St & Hillcrest Terrace	Lincoln Park	NJ	Unpriced	3,510	1.36
234 N. Main St	Loganville	PA	Unpriced	4,970	1.08
201 E. 9th St	Ocean City	NJ	Unpriced	2,021	0.32
1410 Bruce Rd	Oreland	PA	Unpriced	5,348	0.43
707 New Brunswick Ave	Phillipsburg	NJ	Unpriced	1,597	0.60
120 S. Centre St	Pottsville	PA	Unpriced	24,048	0.57
835 Lawn Ave	Sellersville	PA	Unpriced	1,539	1.15
96 S. Main St	Sellersville	PA	Unpriced	2,645	1.49
303 Egg Harbor Rd	Sewell	NJ	Unpriced	2,660	1.48
6 Baltimore St	Spring Grove	PA	Unpriced	5,107	0.24
400 Market St	Sunbury	PA	Unpriced	20,495	0.19
9 Wrangle Brook Rd	Toms River	NJ	Unpriced	2,000	0.60
6 Haddonfield-Berlin Rd	Voorhees	NJ	Unpriced	2,628	0.65

January 2025 | Data Collected December 1-31, 2024

Repositioning Vacant Banks

4157 N. George St, Manchester, PA

BEFORE

AFTER



Disclaimer: This data was found through independent research. Equity Retail Brokers was not involved in this transaction.

For more information about this transaction, contact:

David Laiter

610.645.7700 x150

dlaiter@equityretailbrokers.com

Equity Retail Brokers Property Listings

Visit our website to see a complete list of our properties currently available:

PROPERTY LISTINGS

For a sample list of NNN bank properties for sale across the U.S., please call or email:

Edward Ginn

610.645.7700 x101

eginn@equityretailbrokers.com

If you would like to learn more about the real estate services we provide, please contact:

Edward Ginn | President

610.645.7700 x101

eginn@equityretailbrokers.com

David Goodman | Principal

610.645.7700 x119

dgoodman@equityretailbrokers.com

Member:

