

December 2024 | Data Collected November 1-30, 2024

Our services include:

- Sale of income-producing properties
- Disposition of vacant branches and under-performing assets
- Sale-leaseback of bank-owned real estate
- Real estate site selection for financial institutions

Visit our website to see a complete list of our properties currently available:

PROPERTY LISTINGS

Compiled for your information by:

Edward Ginn, 484.417.2201,
eginn@equityretailbrokers.com

David Goodman, 484.417.2219,
dgoodman@equityretailbrokers.com

David Laiter, 484.482.2550,
dlaiter@equityretailbrokers.com

Connect with us:



Receive the latest updates from Equity Retail Brokers - [Join our mailing list](#)

NNNTrends.com - A Definitive Tool for NNN Trend Analysis

Eager for an update on what your single-tenant triple net real estate investments are worth? Seeking to list your triple net commercial property for sale? NNNTrends saves you time and money by putting these options and more right at your fingertips.

A quick, easy and FREE resource for buyers and sellers of triple net lease properties to:

- See top tenants' customer visitations, comps and other performance metrics in a central dashboard
- Discover NNN commercial real estate investment targets in a wide array of categories and submarkets
- Benefit from expert brokers' on-the-ground perspectives about properties, tenants and regional and submarket competitive dynamics

[Go to NNNTrends.com](#)

Featured NNNTrends - Banking Tenants

Click each tenants' logo below to view their metrics:



Debt Credit Ratings

Long-term Debt Credit Ratings

Bank	S&P	Moody's
Bank of America	A+	Aa1
BMO Harris Bank	A+	Baa1
CapitalOne Bank	BBB	Baa1
Chase Bank	A+	Aa2
CitiBank	BBB+	A3
Citizens Bank	A-	Baa1
Fulton Financial	----	Baa2
KeyBank	BBB	Baa2
M&T Bank	BBB+	Baa1
PNC Bank	A-	A3
Santander Bank	A+	A2
TD Bank	AA-	A1
Truist Bank	A-	Baa1
Wells Fargo	A+	Aa2

December 2024 | Data Collected November 1-30, 2024

Featured Bank Dispositions

Equity Retail Brokers represents national banks in the disposition of closed branches and has multiple listings from independent and institutional owners.

For Sale

- 📍 7 N Kennedy Dr, McAdoo, PA
- 📍 701 East Passyunk Ave, Philadelphia, PA Pending
- 📍 935 Black Horse Pike, Pleasantville, NJ Pending
- 📍 1057 Valley Rd, Stirling, NJ Pending
- 📍 528 Station Ave, Haddon Heights, NJ Pending
- 📍 3400 Chichester Ave, Boothwyn, PA Pending

Under Contract

- 📍 50 Clementon Rd E, Gibbsboro, NJ



For more information about of the above properties or our disposition services, please contact:

David Laiter

610.645.7700 x150

dlaiter@equityretailbrokers.com

David Goodman

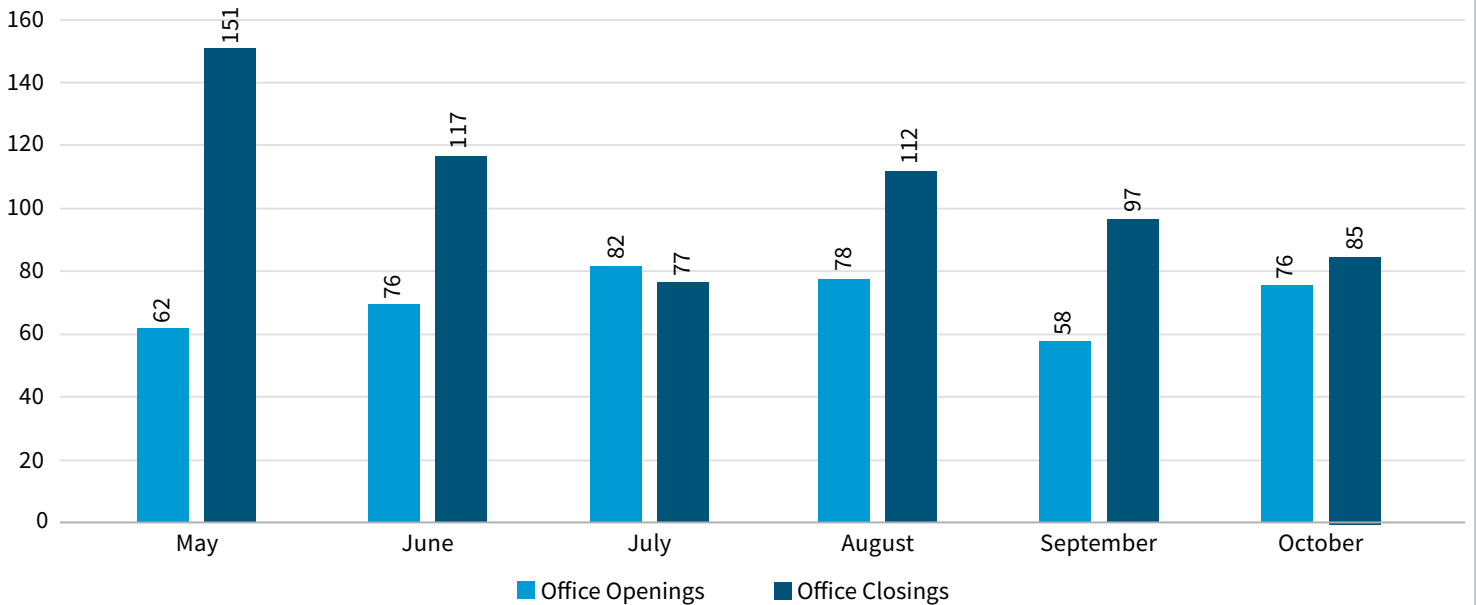
610.645.7700 x119

dgoodman@equityretailbrokers.com

December 2024 | Data Collected November 1-30, 2024

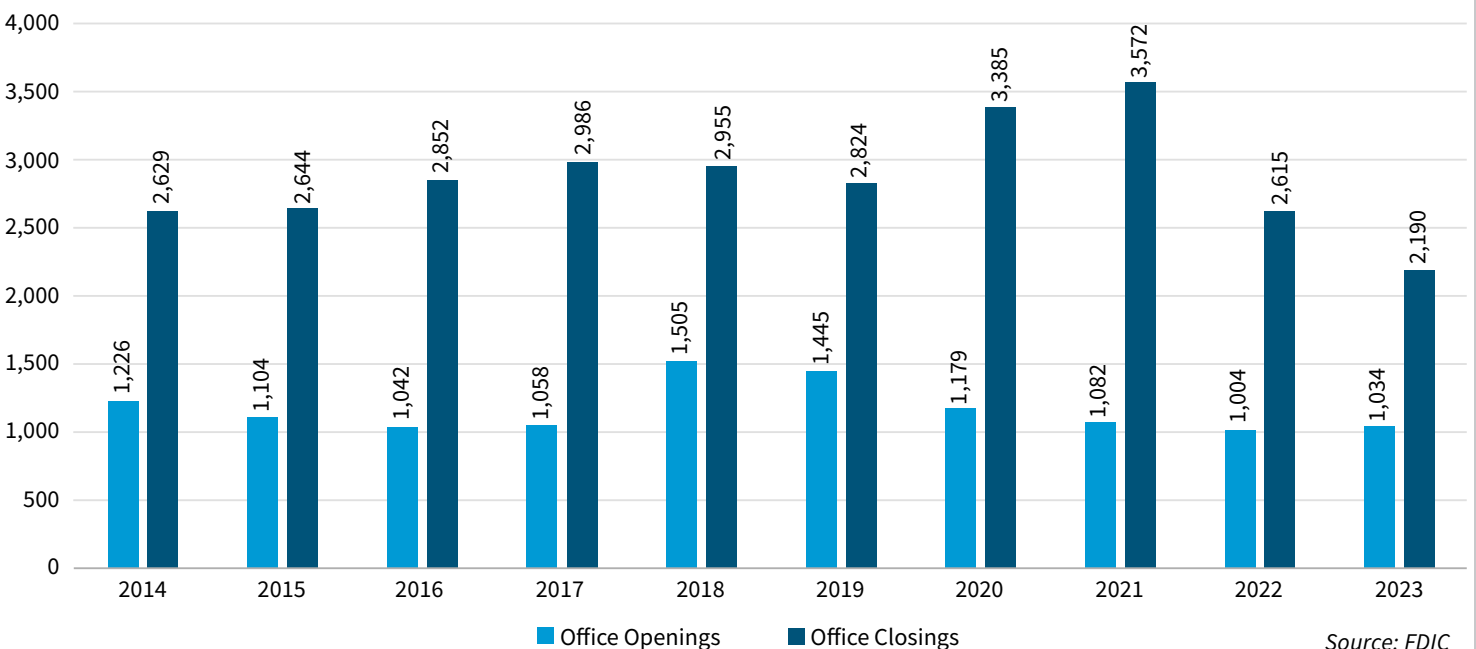
Bank Branches - Effective Openings & Closings

6-Month History
(5/1/2024 - 10/31/2024)



Source: FDIC

10-Year History
(as of 12/31/2023)



Source: FDIC

December 2024 | Data Collected November 1-30, 2024

Key Banking Performance and Condition Ratios from BankDeposits.com

New Jersey

[Banks headquartered in NJ - Performance Report](#)

[Banks with branches in NJ - Performance Report](#)

Pennsylvania

[Banks headquartered in PA - Performance Report](#)

[Banks with branches in PA - Performance Report](#)

Delaware

[Banks headquartered in DE - Performance Report](#)

[Banks with branches in DE - Performance Report](#)

New Jersey, Pennsylvania, Delaware

[Banks headquartered in NJ, PA, DE - Performance Report](#)

[Banks with branches in NJ,PA,DE - Performance Report](#)

All Mid-Atlantic

[Banks headquartered in Mid-Atlantic - Performance Report](#)

[Banks with branches in Mid-Atlantic - Performance Report](#)

All labels are sortable. Click [+/-] next to Company for individual call report | Report data source: FDIC Call Reports 03/31/2022

Key Real Estate Data from BankDeposits.com

New Jersey

[Banks headquartered in NJ - Key RE Data](#)

[Banks with Branches in NJ - Key RE Data](#)

Pennsylvania

[Banks headquartered in PA - Key RE Data](#)

[Banks with Branches in PA - Key RE Data](#)

Delaware

[Banks headquartered in DE - Key RE Data](#)

[Banks with Branches in DE - Key RE Data](#)

New Jersey, Pennsylvania, Delaware

[Banks headquartered in NJ, PA, DE - Key RE Data](#)

[Banks with branches in NJ, PA, DE -Key RE Data](#)

All Mid-Atlantic

[Banks HQ in Mid-Atlantic - Key RE Data](#)

[Banks with branches in Mid-Atlantic - Key RE Data](#)

All labels are sortable. Click [+/-] next to Company for individual call report | Report data source: FDIC Call Reports 03/31/2022

December 2024 | Data Collected November 1-30, 2024

Financial Articles (By Company)

Date Posted	Reference/Company	Article	Source
11/18/24	Firsttrust Bank	Sharon Hammel Hired at Firsttrust Bank	Philadelphia Business Journal
11/14/24	Firsttrust Bank	Family-Owned Business Awards 2024: Launched with \$7,500, Firsttrust Bank is an American success story	Philadelphia Business Journal
11/20/24	Fulton Bank	Fulton Bank evaluating real estate options for 13 shuttered branches after rebranding former Republic locations	Philadelphia Business Journal
11/19/24	Fulton Bank	Tony Liebo Hired at Fulton Bank	Philadelphia Business Journal
11/1/24	Fulton Bank	FULTON FINANCIAL CORPORATION NAMES RICK KRAEMER AS CHIEF FINANCIAL OFFICER	Yahoo Finance
11/12/24	Mid Penn Bank	Norcross family buys up \$25M stake in Mid Penn Bancorp	Philadelphia Business Journal
11/8/24	PNC Bank	PNC Bank to Double Planned Branch Openings to More Than 200 Across Six States	Yahoo Finance
11/20/24	TD Bank	TD fills a void with new community center branch in North Philadelphia	Philadelphia Business Journal
11/14/24	TD Bank	TD Bank goes after final piece of East Coast puzzle as new commercial banking bosses settle in	Philadelphia Business Journal
11/1/24	William Penn Bank / Mid Penn Bank	154-year-old Bucks County bank being acquired in \$127 million deal	Philadelphia Business Journal
11/25/24	Wilmington Trust	Evan Allvord Hired at Wilmington Trust	Philadelphia Business Journal

Financial Articles (General)

Date Posted	Reference/Company	Article	Source
11/29/24	General	Small Deposits: NJ bank scoops up lenders from failed Republic First Bank	Philadelphia Business Journal
11/27/24	General	'Pent-up demand': Trump presidency expected to untangle bank M&A bottleneck	Philadelphia Business Journal
11/21/24	General	Small Deposits: Citizens lays off branch employees; Buckley lands post-Vanguard role	Philadelphia Business Journal
11/17/24	General	SBA's nonbank lenders could see stricter oversight. Here's what it means for businesses.	Philadelphia Business Journal
11/7/24	General	Local SBA loan activity surged in FY 2024. Here are the top lenders.	Philadelphia Business Journal
11/6/24	General	Wall Street scores political victory with a Trump win: 'This should aid all banks'	Yahoo Finance
11/5/24	General	Wells Fargo economists fear Scrooge will hit Christmas sales	Philadelphia Business Journal
11/3/24	General	Small Deposits: Citizens to close five more branches; Main Line money manager acquired	Philadelphia Business Journal

December 2024 | Data Collected November 1-30, 2024

Stock Summary (Alphabetical)

Stock Summary - Some Publicly Traded Banks Operating in Philadelphia Metro Market

Company	Symbol	Close of Business 12/31/2023	Close of Business 11/29/2024	% Change From 12/31/2023 to 11/29/2024	52-Wk High -As of Close of Business 11/29/2024	52-Wk Low -As of Close of Business 11/29/2024	Price/Book As of Close of Business 11/29/2024
Dow Jones Industrial Average	^DJI	37,689.54	44,910.65	19.16%	36,010.85	45,071.29	--
S&P 500	^GSPC	4,769.83	6,032.38	26.47%	4,546.50	6,044.17	--
NASDAQ Composite	^IXIC	15,011.35	19,218.17	28.02%	14,058.52	19,366.07	--
The Financial Select Sector SPDR Fund	XLF	37.60	51.34	36.54%	35.72	51.62	1.51
1st Colonial Bancorp, Inc.	FCOB	12.15	14.70	20.99%	12.07	16.00	0.94
Banco Santander, S.A.	SAN	4.14	4.62	11.59%	3.83	5.27	0.74
Bank of America Corporation	BAC	33.67	47.51	41.10%	30.33	48.08	1.34
Citigroup Inc.	C	51.44	70.87	37.77%	46.41	71.19	0.70
Citizens & Northern Corporation	CZNC	22.43	20.48	-8.69%	16.50	23.50	1.14
Citizens Financial Group, Inc.	CFG	33.14	48.14	45.26%	27.97	49.25	0.94
Customers Bancorp, Inc.	CUBI	57.62	56.45	-2.03%	42.31	68.49	1.06
Embassy Bancorp, Inc.	EMYB	14.70	16.45	11.90%	13.00	16.50	1.18
First Bank	FRBA	14.70	14.79	0.61%	11.20	15.87	0.93
Fulton Financial Corporation	FULT	16.46	21.58	31.11%	13.87	22.49	1.30
Harleysville Financial Corporation	HARL	22.09	22.48	1.77%	20.55	24.00	0.94
JPMorgan Chase & Co.	JPM	170.10	249.72	46.81%	155.88	254.31	2.17
KeyCorp	KEY	14.40	19.48	35.28%	12.76	20.04	1.35
Lakeland Bancorp, Inc.	LBAI	14.79	13.43	-9.20%	10.65	16.00	0.74
M&T Bank Corporation	MTB	137.08	219.99	60.48%	128.31	225.70	1.38
Meridian Corporation	MRBK	13.90	16.90	21.58%	8.26	16.95	1.13
OceanFirst Financial Corp.	OCFC	17.36	20.68	19.12%	14.03	21.87	0.71
Parke Bancorp, Inc.	PKBK	20.25	23.61	16.59%	15.24	24.29	0.95
Princeton Bancorp, Inc.	BPRN	35.90	37.07	3.26%	29.02	39.35	0.97
Provident Financial Services, Inc.	PFS	18.03	21.12	17.14%	13.07	22.24	1.05
QNB Corp.	QNBC	25.99	33.00	26.97%	21.39	33.25	1.15
Quaint Oak Bancorp, Inc.	QNTQ	11.50	11.04	-4.00%	9.75	12.50	0.56
S&T Bancorp, Inc.	STBA	33.42	42.79	28.04%	28.83	45.79	1.19
The Bancorp, Inc.	TBBK	38.56	58.43	51.53%	29.92	61.17	3.46
The PNC Financial Services Group, Inc.	PNC	154.85	214.72	38.66%	136.40	216.26	1.72
The Toronto-Dominion Bank	TD	64.62	56.53	-12.52%	53.52	65.12	0.93
Tompkins Financial Corporation	TMP	60.23	76.31	26.70%	43.09	79.01	1.52
Truist Financial Corporation	TFC	36.92	47.68	29.14%	32.78	49.06	1.07
Univest Financial Corporation	UVSP	22.03	31.76	44.17%	18.41	32.75	1.05
Wells Fargo & Company	WFC	49.22	76.17	54.75%	44.41	78.13	1.55
WSFS Financial Corporation	WSFS	45.93	60.02	30.68%	39.99	62.75	1.32

December 2024 | Data Collected November 1-30, 2024

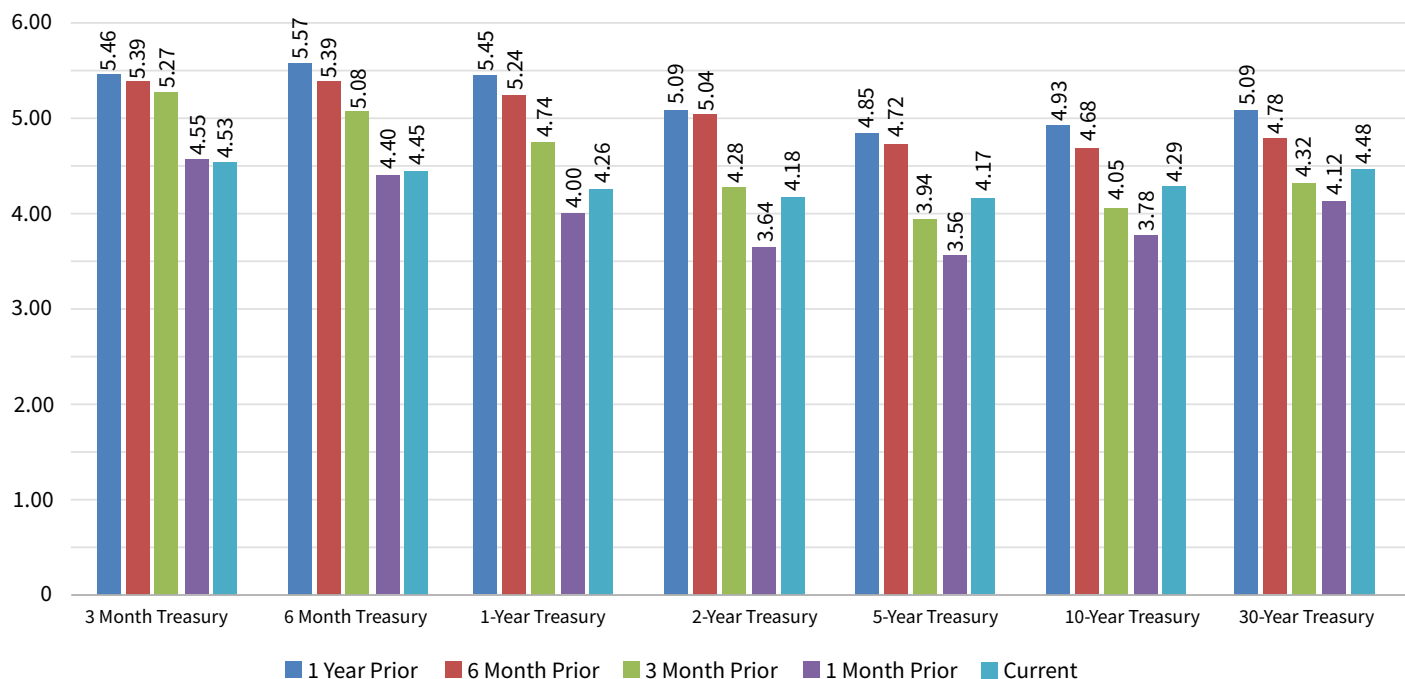
Interest Rate Summary

Equity Retail Brokers - Capital Markets Review - Leading Rates

US Treasuries	1 Year Prior	6 Month Prior	3 Month Prior	1 Month Prior	Current
3 Month Treasury	5.39	5.39	5.11	4.53	4.49
6 Month Treasury	5.40	5.38	4.86	4.45	4.44
1 Year Treasury	5.12	5.18	4.40	4.26	4.28
2-Year Treasury	4.68	4.87	3.92	4.18	4.15
5-Year Treasury	4.27	4.51	3.70	4.17	4.05
10-Year Treasury	4.33	4.50	3.90	4.29	4.17
30-Year Treasury	4.49	4.65	4.20	4.48	4.36
Key Rates	1 Year Prior	6 Month Prior	3 Month Prior	1 Month Prior	Current
Fed Funds Rate	5.31	5.31	5.31	4.81	4.56
Federal Reserve Target	5.50	5.50	5.50	5.00	4.75
Prime Rate	8.50	8.50	8.50	8.00	7.75
SOFR	1 Year Prior	6 Month Prior	3 Month Prior	1 Month Prior	Current
30-Day Average	5.33	5.32	5.35	5.16	4.67
90-Day Average	5.35	5.35	5.37	5.31	4.91
180-Day-Average	5.30	5.39	5.40	5.37	5.17
Muni Bonds - Yields	1 Year Prior	6 Month Prior	3 Month Prior	1 Month Prior	Current
1-Year	2.92	3.43	2.54	2.88	2.76
2-Year	2.85	3.36	2.48	2.69	2.58
5-Year	2.60	3.14	2.47	2.74	2.61
10-Year	2.68	3.11	2.70	3.04	2.83
30-Year	3.77	4.00	3.65	3.87	3.53

Treasury Rate Comparison

(US Treasuries)



November 2024 | Data Collected October 1-31, 2024

Banks for Sale

Below is a list of some single tenant net lease bank investment properties that are currently for sale in Pennsylvania, New Jersey, Delaware, Maryland, Virginia, West Virginia, and Washington D.C. **This list of available Investment Properties is intended for the use and benefit of Equity Retail Brokers current and prospective commercial real estate investment clients.** The list is compiled for our clients to give them an understanding of current pricing of Net Lease bank properties in the region. The information has been gathered from a variety of sources. Some of these properties are listed by Equity Retail Brokers, while others are listed by other brokers or are being directly marketed by the owner. However they are listed, we at Equity Retail Brokers, either as a dual or a buyer's agent, can represent our client's interest in obtaining information and negotiating the purchase of any of the properties.

Bank	City	State	Asking Price	Cap Rate	Lease (Years Left)	Lease Type	Lease Increases	2024 Deposits
Chase Bank	Rockville	MD	\$10,795,000	4.25%	13.5	Ground	10% every 5 years	\$14,332,000
Bank of America	Pittsburgh	PA	\$4,100,000	4.51%	15	Ground	12.5% every 5 years	\$8,379,000
Chase Bank	Virginia Beach	VA	\$2,738,000	4.65%	15	Ground	10% every 5 years	New Branch
Chase Bank	Manassas	VA	\$4,150,000	4.75%	14	Ground	10% every 5 years	\$28,963,000
Chase Bank	Mechanicsburg	PA	\$3,500,000	5.00%	15	NNN	10% every 5 years	New Branch
Chase Bank / Dunkin'	Paoli	PA	\$4,200,000	5.00%	15	NN	10% every 5 years	New Branch
Chase Bank	Hampton	VA	\$4,300,000	5.00%	15	Ground	10% every 5 years	New Branch
Citizens Bank	Hillside	NJ	\$2,650,000	5.02%	Unknown	Unknown	Unknown	\$78,648,000
Bank of America	Cockeysville	MD	\$6,570,666	5.25%	4.7	NNN	12% every 5 years	\$628,982,000
Bank of America	Egg Harbor Twp	NJ	\$6,090,909	5.50%	15	Ground	12.5% every 5 years	New Branch
Truist Bank	Virginia Beach	VA	\$2,226,000	5.75%	8	Ground	10% every 5 years	\$105,169,000
Wells Fargo	Turnersville	NJ	\$4,173,913	5.75%	9.9	Ground	13.5% every 5 years	\$152,493,000
Bank of America	Washington	DC	\$4,500,000	5.83%	5	Ground	3% annually	\$67,385,000
M&T Bank	Sinking Spring	PA	\$1,779,661	5.90%	4.5	Ground	5% in options	\$118,132,000
Dollar Bank	East Liberty (Pittsburgh)	PA	\$1,079,166	6.00%	4.5	NNN	Unknown	\$63,615,000
PNC Bank	Virginia Beach	VA	\$1,641,000	6.00%	4	Ground	2% annually	\$30,197,000
Community Bank	Scranton	PA	\$1,794,666	6.00%	4.7	NNN	2% annually	\$119,897,000
Atlantic Union Bank	Midlothian	VA	\$2,400,000	6.00%	5.4	NN	10% in options	\$117,434,000
Republic Bank	Cherry Hill	NJ	\$2,567,000	6.00%	13	Ground	10% every 5 years	\$172,468,000
Bank of America	Virginia Beach	VA	\$3,023,812	6.00%	2.5	NNN	10% in options	\$112,411,000
Dollar Bank	Pittsburgh	PA	\$900,000	6.05%	Unknown	NNN	Unknown	\$171,652,000
Citizens Bank	Haddon Heights	NJ	\$1,841,000	6.25%	Unknown	NNN	Unknown	\$211,050,000
Citizens Bank	Erie	PA	\$2,192,000	6.25%	9	NNN	10% every 5 years	\$47,824,000
Bank of America	Germantown	MD	\$5,675,000	6.25%	9.2	NNN	3-4% annually	\$340,306,000
Bank of America	Wayne	PA	\$6,723,568	6.25%	5.9	NNN	10% or CPI every 5 years	\$49,385,000
Penn Community Bank	Lansdale	PA	\$1,846,154	6.50%	6.5	Mod. NNN	10% every 5 years	\$42,137,000
Citizens Bank	Philadelphia	PA	\$2,246,153	6.50%	5.5	NNN	2.5% annually	\$112,565,000
KeyBank	Exton	PA	\$2,692,000	6.50%	8.6	NNN	Unknown	\$93,883,000
PNC Bank	Bowie	MD	\$3,850,000	6.72%	2.6	Ground	15% every 5 years	\$95,462,000
Bank of America	Edgewater	MD	\$3,380,133	6.75%	5	NNN	12% in options	\$149,688,000
First Bank	Pennington	NJ	\$1,250,000	6.80%	4.6	NNN	11.76% in Option 1 5.26% in Option 2	\$53,933,000
Community Bank	Jermyn	PA	\$1,242,857	7.00%	5	NNN	2% annually	\$88,297,000
Northfield Bank	Linden	NJ	\$3,519,000	7.00%	5	NNN	Unknown	\$143,609,000
Bank of America	Bala Cynwyd	PA	\$7,024,000	7.00%	3.5	NNN	12% every 5 years	\$257,206,000
PNC Bank	Bethel Park	PA	\$2,007,000	7.25%	6	NNN	Unknown	\$109,054,000
Virginia National Bank (The Fauquier Bank)	Manassas	VA	\$4,196,841	7.25%	5	Ground	15% every 5 years	\$42,514,000
TD Bank	Clinton	MD	\$5,874,758	7.25%	2.5	Ground	FMV & 112% or prior rent	\$79,022,000
Citizens Bank	Turtle Creek	PA	\$1,600,000	7.50%	5.8	NNN	CPI annually between 1 - 2.5%	\$86,602,000
Fulton Bank / Dance Studio	Philadelphia	PA	\$2,048,139	7.50%	5	NNN	Annual	\$11,178,000
Bank of America	Clarksville	MD	\$5,680,000	7.50%	3	NNN	15% in options	\$221,222,000
Wells Fargo	Reisterstown	MD	\$5,965,000	7.65%	5	Ground	15% every 5 years	\$164,852,000
PNC Bank	Fairfax	VA	\$6,533,000	8.52%	5	NNN	10% in options	\$73,553,000
TD Bank & Vacancy	Raritan	NJ	\$1,700,000	8.84%	6	Mod. NNN	2% annually	\$339,493,000
PNC Bank ATM	Pittsburgh	PA	\$950,000	Unknown	Unknown	Ground	Every 5 years	N/A
First National Bank of PA	New Castle	PA	Auction - \$200,000 starting bid	Unknown	4.4	NNN	N/A	\$143,742,000

December 2024 | Data Collected November 1-30, 2024

Vacant Banks for Sale

Below is a list of some vacated bank properties that are currently for sale in Pennsylvania, New Jersey, and Delaware. **This list of available Properties is intended for the use and benefit of Equity Retail Brokers current and prospective commercial real estate investment clients.** The list is compiled for our clients to give them an understanding of current pricing of vacant bank properties in the region. The information has been gathered from a variety of sources. Some of these properties are listed by Equity Retail Brokers, while others are listed by other brokers or are being directly marketed by the owner. However they are listed, we at Equity Retail Brokers, either as a dual or a buyer's agent, can represent our client's interest in obtaining information and negotiating the purchase of any of the properties.

Address	City	State	Asking Price	Building Size (SF)	Acreage
201 E. Erie St	Linesville	PA	\$99,000	2,360	0.58
50 Main St	East Conemaugh	PA	\$129,000	2,200	Unknown
166 Ligonier St	New Florence	PA	\$129,000	2,200	0.40
207 S. Washington St	Eau Claire	PA	\$154,900	1,782	0.25
187 Buchanan Trail E	McConnellsburg	PA	\$180,000	1,443	0.92
7 N. Kennedy Dr	McAdoo	PA	\$199,000	3,245	0.14
1 S. Center St	Corry	PA	\$275,000	9,748	0.41
702 W. Main St	Valley View	PA	\$275,000	3,612	0.48
2014-2016 Noble St	Pittsburgh	PA	\$319,000	5,000	0.11
4300 Murray Ave	Pittsburgh	PA	\$350,000	1,734	0.11
2-4 N. Main St	Shenandoah	PA	\$350,000	5,628	0.06
394 W. Berwick St	Easton	PA	\$395,000	2,694	0.43
153 W. Orange St	Shippensburg	PA	\$399,000	2,312	0.68
555 Blackwood Clementon Rd	Lindenwold	NJ	\$400,000	2,300	1.89
3rd & Market St	Halifax	PA	\$440,000	7,492	0.32
16296 Lincoln Hwy	Breezewood	PA	\$477,000	3,191	0.45
176 Lovell Ave	Ebensburg	PA	\$499,900	3,417	0.73
248 Seneca St	Oil City	PA	\$515,000	8,000	0.48
399 Route 23	Franklin	NJ	\$550,000	2,386	0.83
1 N. Robinson Ave	Pen Argyl	PA	\$550,000	8,112	0.37
4200 W. Market St	York	PA	\$599,000	4,660	0.85
2302 N. Delsea Dr	Vineland	NJ	\$695,000	2,400	1.40
21 N. Forklanding Rd	Maple Shade	NJ	\$700,000	4,378	0.71
1300 Hamilton Ave	Trenton	NJ	\$700,000	7,212	0.78
528 Station Ave	Haddon Heights	NJ	\$750,000	6,320	0.80
308 Hurffville-Crosskeys Rd	Sewell	NJ	\$795,000	3,343	0.93
935 Black Horse Pike	Pleasantville	NJ	\$850,000	2,392	1.68
950 N. Pearl St	Bridgeton	NJ	\$900,000	2,400	0.68
212 Front St	Marysville	PA	\$900,000	14,500	0.45
1060 Aaron Rd	North Brunswick	NJ	\$995,000	3,100	1.05
1066 Harrison City Export Rd	Jeanette	PA	\$1,000,000	6,201	1.49
33 Main St	Sparta	NJ	\$1,150,000	3,124	0.99
4306 Route 130 N	Willingboro	NJ	\$1,150,000	6,258	1.77
824 Lansdowne Ave	Drexel Hill	PA	\$1,200,000	2,931	0.32
1057 Valley Rd	Gillette	NJ	\$1,200,000	3,998	0.75
1515 Woodbury Glassboro Rd	Wenonah	NJ	\$1,200,000	3,964	2.64
100 US Hwy 206	Augusta	NJ	\$1,400,000	5,500	13.18
425 Route 206	Hillsborough	NJ	\$1,400,000	4,551	3.22
2 E. Main St	Mechanicsburg	PA	\$1,450,000	8,000	0.29
2822 Main St	Morgantown	PA	\$1,450,000	6,400	3.80
1950 Old Philadelphia Pike	Lancaster	PA	\$1,500,000	2,240	0.57
36 Middlesex Ave	Metuchen	NJ	\$1,500,000	2,500	0.54
1500 Union Ave	Union Beach	NJ	\$1,500,000	2,272	0.82
705 Milford Rd	East Stroudsburg	PA	\$1,600,000	5,434	1.81
1000 Ridge Rd	Pottstown	PA	\$1,700,000	7,297	0.36

December 2024 | Data Collected November 1-30, 2024

Vacant Banks for Sale

Address	City	State	Asking Price	Building Size (SF)	Acreage
701 E. Passyunk Ave	Philadelphia	PA	\$1,760,000	5,042	0.07
83 W. Main St	Elverson	PA	\$1,825,000	9,669	2.10
570 Pompton Ave	Cedar Grove	NJ	\$1,850,000	4,773	1.27
72-80 South St	New Providence	NJ	\$1,950,000	3,669	0.86
25 Carlisle St	Hanover	PA	\$1,995,000	30,112	1.04
15 W. West Jersey Ave	Pleasantville	NJ	\$1,999,000	6,500	0.90
2502 E. 3rd St	Williamsport	PA	\$2,300,000	6,200	1.24
3805 Neshaminy Blvd	Bensalem	PA	\$2,400,000	4,099	1.38
317 Main St	Lakewood	NJ	\$2,500,000	5,209	0.75
178 Center St	Clinton	NJ	\$2,700,000	2,310	1.74
7270 Lancaster Pike	Hockessin	DE	\$2,700,000	6,000	3.53
1245 Cocoa Ave	Hershey	PA	\$3,000,000	3,661	2.72
1260 Broad St	Bloomfield	NJ	\$3,500,000	9,000	0.88
1852 N. Olden Ave	Ewing	NJ	\$3,995,000	4,230	1.40
1501 Tilton Rd	Northfield	NJ	\$4,500,000	15,100	1.80
855 Mountain Ave	Mountainside	NJ	\$4,999,000	7,440	1.24
408 E. Main St	Bound Brook	NJ	Auction	8,200	0.32
3301 Easton Ave	Bethlehem	PA	Undisclosed	3,024	1.12
510 Main St	Chester	NJ	Undisclosed	2,630	0.62
304 Princeton Hightstown Rd	East Windsor	NJ	Undisclosed	7,000	4.55
1713 W. Main St	Ephrata	PA	Undisclosed	2,952	0.64
99 N. Haddon Ave	Haddonfield	NJ	Undisclosed	4,972	0.90
1091 Eichelberger St	Hanover	PA	Undisclosed	3,834	6.93
801 Chestnut St	Kulpmont	PA	Undisclosed	3,058	0.04
1726 Union Ave	Natrona Heights	PA	Undisclosed	1,409	0.32
1410 Bruce Rd	Oreland	PA	Undisclosed	5,348	0.43
1251 Centre Tpke	Orwigsburg	PA	Undisclosed	2,992	1.26
91 Route 45	Salem	NJ	Undisclosed	2,684	3.19
400 Market St	Sunbury	PA	Undisclosed	20,495	0.19
100 W. Main St	Terre Hill	PA	Undisclosed	7,300	1.18
765 Blue Mountain Dr	Walnutport	PA	Undisclosed	2,500	1.94
234 Main St	York	PA	Undisclosed	3,200	1.08
171-173 Broadway	Bayonne	NJ	Unpriced	5,518	0.13
244 Radcliffe St	Bristol	PA	Unpriced	7,657	0.61
10 Juliustown Rd	Browns Mills	NJ	Unpriced	2,493	0.87
308 N. Logan Blvd	Burnham	PA	Unpriced	2,360	0.20
100 US-206	Frankford	NJ	Unpriced	8,240	11.18
152 Main St & Hillcrest Terrace	Lincoln Park	NJ	Unpriced	3,510	1.36
234 N. Main St	Loganville	PA	Unpriced	4,970	1.08
901 N. 2nd St	Millville	NJ	Unpriced	2,400	2.46
201 E. 9th St	Ocean City	NJ	Unpriced	2,021	0.32
120 S. Centre St	Pottsville	PA	Unpriced	24,048	0.57
835 Lawn Ave	Sellersville	PA	Unpriced	1,539	1.15
96 S. Main St	Sellersville	PA	Unpriced	2,645	1.49
6 Baltimore St	Spring Grove	PA	Unpriced	5,107	0.24
9 Wrangle Brook Rd	Toms River	NJ	Unpriced	2,000	0.60

December 2024 | Data Collected November 1-30, 2024

Repositioning Vacant Banks

15 Maplewood Dr, Douglassville, PA

BEFORE

AFTER



Disclaimer: This data was found through independent research. Equity Retail Brokers was not involved in this transaction.

For more information about this transaction, contact:

David Laiter

610.645.7700 x150

dlaiter@equityretailbrokers.com

Equity Retail Brokers Property Listings

Visit our website to see a complete list of our properties currently available:

PROPERTY LISTINGS

For a sample list of NNN bank properties for sale across the U.S., please call or email:

Edward Ginn

610.645.7700 x101

eginn@equityretailbrokers.com

If you would like to learn more about the real estate services we provide, please contact:

Edward Ginn | President

610.645.7700 x101

eginn@equityretailbrokers.com

David Goodman | Principal

610.645.7700 x119

dgoodman@equityretailbrokers.com

Member:

