

February 2024 | Data Collected January 1-31, 2024

Our services include:

- Real estate site selection for financial institutions
- Disposition of vacant branches and under-performing assets
- Sale-leaseback of bank-owned real estate
- Purchase or sale of real estate for family trusts
- Sale of income-producing properties

Visit our website to see a complete list of our properties currently available:

PROPERTY LISTINGS

Compiled for your information by:

Edward Ginn, 484.417.2201,
eginn@equityretailbrokers.com

David Goodman, 484.417.2219,
dgoodman@equityretailbrokers.com

David Laiter, 484.482.2550,
dlaiter@equityretailbrokers.com

Connect with us:



Receive the latest updates from Equity Retail Brokers - [Join our mailing list](#)

NNNTrends.com - A Definitive Tool for NNN Trend Analysis

Eager for an update on what your single-tenant triple net real estate investments are worth? Seeking to list your triple net commercial property for sale? NNNTrends saves you time and money by putting these options and more right at your fingertips.

A quick, easy and FREE resource for buyers and sellers of triple net lease properties to:

- See top tenants' customer visitations, comps and other performance metrics in a central dashboard
- Discover NNN commercial real estate investment targets in a wide array of categories and submarkets
- Benefit from expert brokers' on-the-ground perspectives about properties, tenants and regional and submarket competitive dynamics

[Go to NNNTrends.com](#)

Featured NNNTrends - Banking Tenants

Click each tenants' logo below to view their metrics:



Debt Credit Ratings

Long-term Debt Credit Ratings

Bank	S&P	Moody's
Bank of America	A-	A2
Truist Bank	A-	Baa1
BMO Harris Bank	A+	A1
CapitalOne Bank	BBB+	Baa1
Citi Bank	BBB+	A3
Citizens Bank	A-	Baa1
Chase Bank	A+	Aa3
Fulton Financial	----	Baa1
KeyBank	BBB+	Baa1
M&T Bank	BBB+	A3
PNC Bank	A	A2
Santander Bank	A+	A2
TD Bank	AA-	A1
Wells Fargo	A+	Aa2

Featured Bank Dispositions

Equity Retail Brokers represents national banks in the disposition of closed branches and has multiple listings from independent and institutional owners.

For Sale

- 📍 7 N Kennedy Dr, McAdoo, PA
- 📍 701 East Passyunk Ave, Philadelphia, PA
- 📍 1 S Church St, Quarryville, PA Pending
- 📍 541 Main St, Slatington, PA Pending
- 📍 650 US Hwy 9 S, Freehold, NJ Pending

Under Contract

- 📍 210 W Main St, Lansdale, PA
- 📍 6010 Main St, Mays Landing, NJ



For more information about of the above properties or our disposition services, please contact:

David Laiter

610.645.7700 x150

dlaiter@equityretailbrokers.com

David Goodman

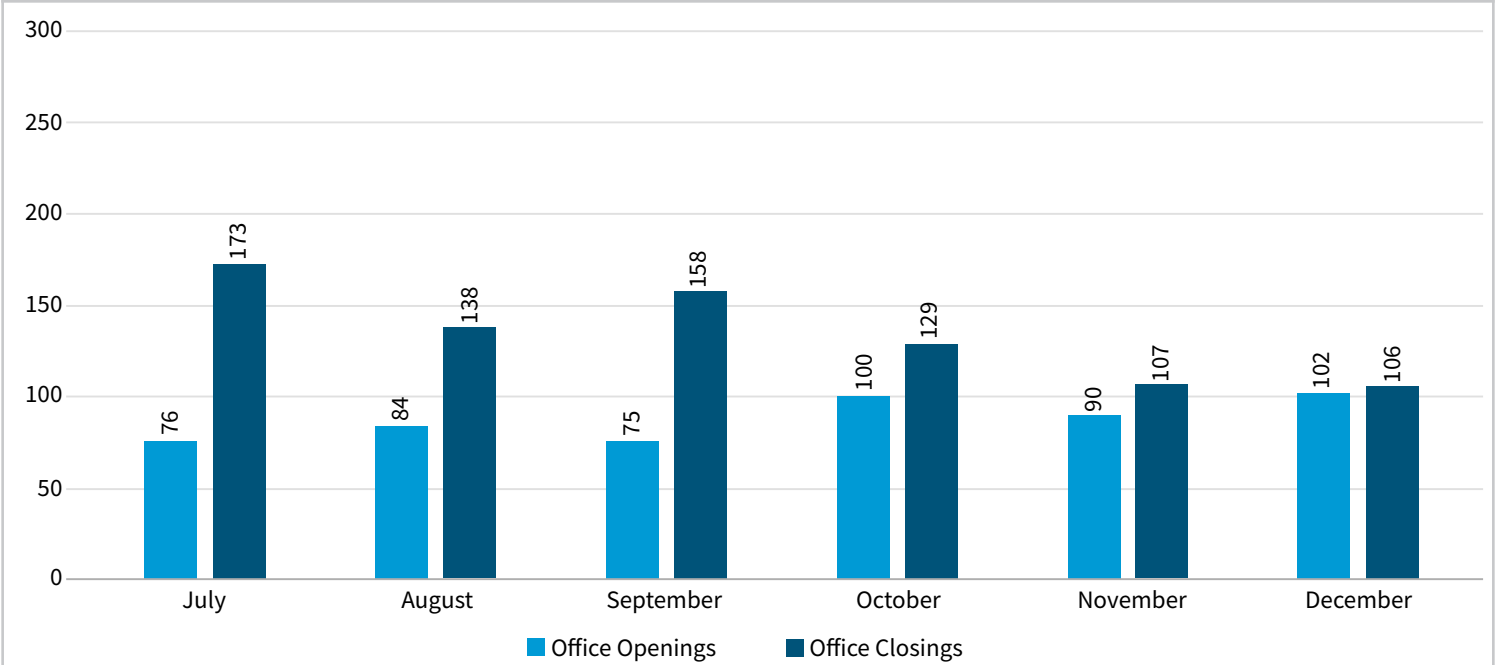
610.645.7700 x119

dgoodman@equityretailbrokers.com

February 2024 | Data Collected January 1-31, 2024

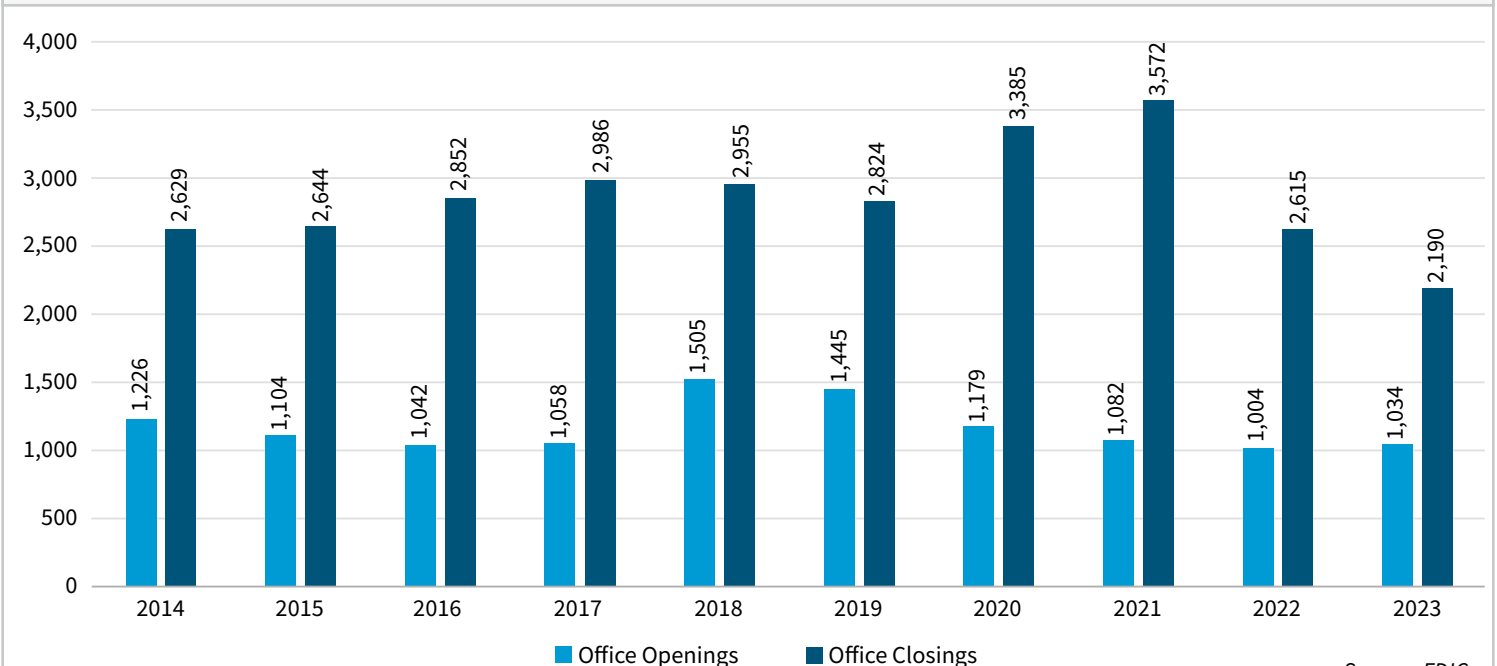
Bank Branches - Effective Openings & Closings

6-Month History
(7/1/2023 - 12/31/2023)



Source: FDIC

10-Year History
(as of 12/31/2023)



Source: FDIC

February 2024 | Data Collected January 1-31, 2024

Key Banking Performance and Condition Ratios from BankDeposits.com

New Jersey

[Banks headquartered in NJ - Performance Report](#)

[Banks with branches in NJ - Performance Report](#)

Pennsylvania

[Banks headquartered in PA - Performance Report](#)

[Banks with branches in PA - Performance Report](#)

Delaware

[Banks headquartered in DE - Performance Report](#)

[Banks with branches in DE - Performance Report](#)

New Jersey, Pennsylvania, Delaware

[Banks headquartered in NJ, PA, DE - Performance Report](#)

[Banks with branches in NJ,PA,DE - Performance Report](#)

All Mid-Atlantic

[Banks headquartered in Mid-Atlantic - Performance Report](#)

[Banks with branches in Mid-Atlantic - Performance Report](#)

All labels are sortable. Click [+/-] next to Company for individual call report | Report data source: FDIC Call Reports 03/31/2022

Key Real Estate Data from BankDeposits.com

New Jersey

[Banks headquartered in NJ - Key RE Data](#)

[Banks with Branches in NJ - Key RE Data](#)

Pennsylvania

[Banks headquartered in PA - Key RE Data](#)

[Banks with Branches in PA - Key RE Data](#)

Delaware

[Banks headquartered in DE - Key RE Data](#)

[Banks with Branches in DE - Key RE Data](#)

New Jersey, Pennsylvania, Delaware

[Banks headquartered in NJ, PA, DE - Key RE Data](#)

[Banks with branches in NJ, PA, DE -Key RE Data](#)

All Mid-Atlantic

[Banks HQ in Mid-Atlantic - Key RE Data](#)

[Banks with branches in Mid-Atlantic - Key RE Data](#)

All labels are sortable. Click [+/-] next to Company for individual call report | Report data source: FDIC Call Reports 03/31/2022

February 2024 | Data Collected January 1-31, 2024

Financial Articles (By Company)

Date Posted	Reference/Company	Article	Source
1/3/24	Ambler Savings Bank	Ambler Savings Bank is 'playing the long game' with its first TV ads	Philadelphia Business Journal
1/25/24	Bank of America	Bank of America sends warning letters to employees failing to return to office	Philadelphia Business Journal
1/23/24	Citizens Bank	Citizens closes two Philadelphia-area branches with several more to come	Philadelphia Business Journal
1/25/24	PNC Bank	Why one giant regional bank no longer wants to be a regional bank	Yahoo Finance
1/26/24	TD Bank	TD Bank laying off dozens of employees in New Jersey	Philadelphia Business Journal
1/25/24	TD Bank	TD Bank unveils \$20B community investment plan with Philadelphia earmarks	Philadelphia Business Journal
1/18/24	The Bank of Princeton / Cornerstone Bank	South Jersey bank being acquired by Princeton Bancorp	Philadelphia Business Journal
1/18/24	Tompkins Community Bank	Mary Ann Moffitt Promoted to Credit Administration Division Manager at Tompkins Community Bank	Philadelphia Business Journal
1/4/24	Wells Fargo	Wells Fargo branch employees in Wilmington plan vote to unionize	Philadelphia Business Journal

Financial Articles (General)

Date Posted	Reference/Company	Article	Source
1/24/24	General	Getting a bank loan for your business is tougher this year — but not impossible	The Philadelphia Inquirer
1/23/24	General	'They want the juice to be worth the squeeze': Why local bank M&A has dried up	Philadelphia Business Journal
1/22/24	General	The National Observer: Citigroup is slashing 20,000 jobs, but it's hardly alone among bank giants	Philadelphia Business Journal
1/17/24	General	Overdraft fees could drop to as low as \$3 under new Biden proposal	The Philadelphia Inquirer
1/17/24	General	Wells Fargo economists no longer expect a recession, citing 'the facts'	Philadelphia Business Journal
1/5/24	General	Small Deposits: NewSpring closes \$180M health care fund; WSFS adds to C-suite; Top SEI exec retiring	Philadelphia Business Journal

February 2024 | Data Collected January 1-31, 2024

Stock Summary (Alphabetical)

Stock Summary - Some Publicly Traded Banks Operating in Philadelphia Metro Market

Company	Symbol	Close of Business 12/31/2023	Close of Business 01/31/2024	% Change From 12/31/2023 to 01/31/2024	52-Wk High -As of Close of Business 01/31/2024	52-Wk Low -As of Close of Business 01/31/2024	Price/Book As of Close of Business 01/31/2024
Dow Jones Industrial Average	^DJI	37,689.54	38,150.30	1.22%	31,429.82	38,588.86	-
S&P 500	^GSPC	4,769.83	4,845.65	1.59%	3,808.86	4,931.09	-
NASDAQ Composite	^IXIC	15,011.35	15,164.01	1.02%	10,982.80	15,630.58	-
Financial Select Sector SPDR Fund	XLF	37.60	38.76	3.09%	30.39	39.45	1.14
1st Colonial Bancorp, Inc.	FCOB	12.15	12.40	2.06%	9.40	15.00	0.87
Banco Santander, S.A.	SAN	4.14	4.00	-3.38%	3.20	4.29	0.69
Bank of America Corporation	BAC	33.67	34.01	1.01%	24.96	37.00	1.02
Citigroup Inc.	C	51.44	56.17	9.20%	38.17	57.95	0.57
Citizens & Northern Corporation	CZNC	22.43	20.27	-9.63%	16.71	23.50	1.18
Citizens Financial Group, Inc.	CFG	33.14	32.70	-1.33%	22.77	44.82	0.68
Customers Bancorp, Inc.	CUBI	57.62	53.44	-7.25%	6.87	60.09	1.12
Embassy Bancorp, Inc.	EMYB	14.70	15.00	2.04%	12.50	18.56	1.33
First Bank	FRBA	14.70	13.74	-6.53%	8.59	15.17	0.92
Fulton Financial Corporation	FULT	16.46	15.59	-5.29%	9.64	17.50	1.00
Harleysville Financial Corporation	HARL	22.09	22.08	-0.05%	19.10	26.00	0.96
JPMorgan Chase & Co.	JPM	170.10	174.36	2.50%	123.11	178.30	1.67
KeyCorp	KEY	14.40	14.53	0.90%	8.54	20.30	1.12
Lakeland Bancorp, Inc.	LBAI	14.79	13.29	-10.14%	10.65	20.02	0.74
M&T Bank Corporation	MTB	137.08	138.10	0.74%	108.53	161.99	0.92
Meridian Corporation	MRBK	13.90	12.10	-12.95%	7.80	16.30	0.84
OceanFirst Financial Corp.	OCFC	17.36	17.23	-0.75%	12.01	24.93	0.62
Parke Bancorp, Inc.	PKBK	20.25	18.51	-8.59%	14.86	21.00	0.78
Princeton Bancorp, Inc.	BPRN	35.90	32.66	-9.03%	23.49	38.19	0.86
Provident Financial Services, Inc.	PFS	18.03	16.55	-8.21%	13.43	24.58	0.73
QNB Corp.	QNBC	25.99	25.99	0.00%	21.50	31.70	1.04
Quaint Oak Bancorp, Inc.	QNTQ	11.50	11.00	-4.35%	10.60	22.25	0.54
Republic First Bancorp, Inc.	FRBK	0.03	0.06	100.00%	0.00	2.35	0.02
S&T Bancorp, Inc.	STBA	33.42	33.34	-0.24%	24.51	38.43	0.99
The Bancorp, Inc.	TBBK	38.56	43.64	13.17%	25.13	47.11	2.88
The PNC Financial Services Group, Inc.	PNC	154.85	151.21	-2.35%	109.40	167.12	1.18
The Toronto-Dominion Bank	TD	64.62	60.73	-6.02%	54.69	70.67	1.02
Tompkins Financial Corporation	TMP	60.23	49.39	-18.00%	46.85	79.48	1.06
Truist Financial Corporation	TFC	36.92	37.06	0.38%	25.56	50.57	0.94
Univest Financial Corporation	UVSP	22.03	21.24	-3.59%	16.10	29.05	0.75
Wells Fargo & Company	WFC	49.22	50.18	1.95%	35.25	51.44	1.09
WSFS Financial Corporation	WSFS	45.93	44.51	-3.09%	29.59	51.77	1.09

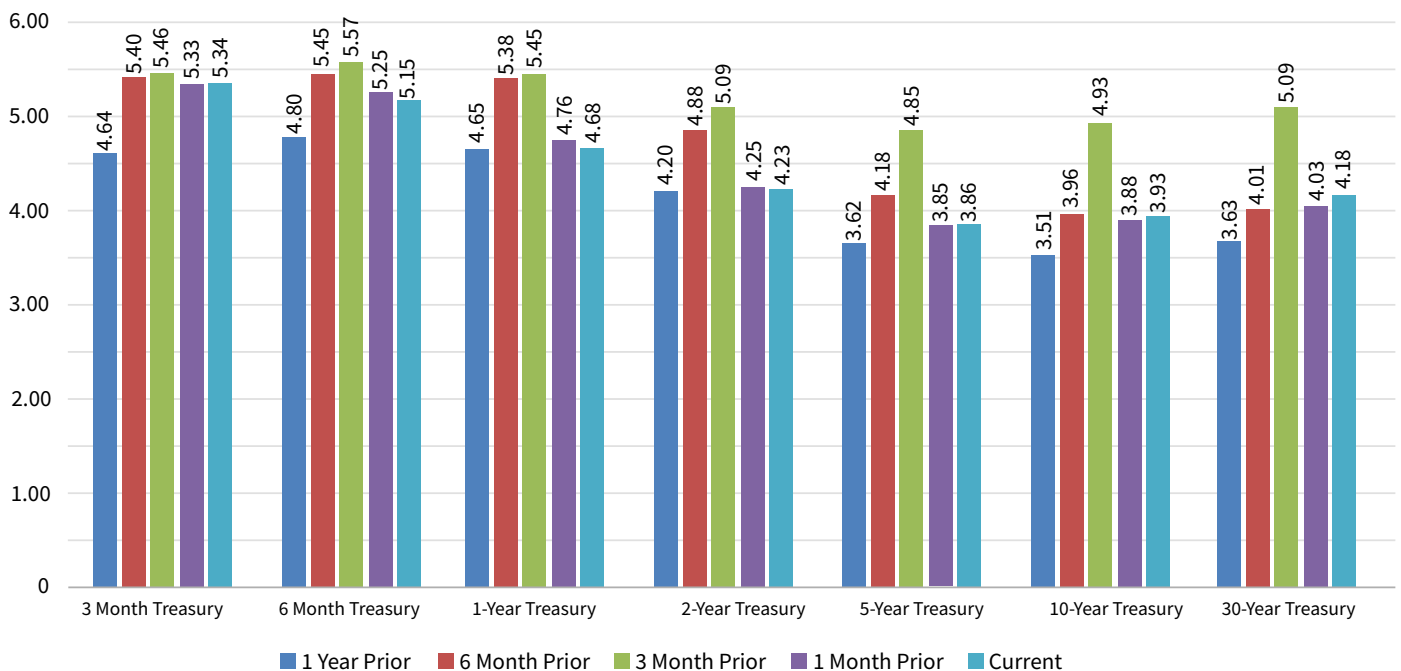
February 2024 | Data Collected January 1-31, 2024

Interest Rate Summary

Equity Retail Brokers - Capital Markets Review - Leading Rates

US Treasuries	1 Year Prior	6 Month Prior	3 Month Prior	1 Month Prior	Current
3 Month Treasury	4.64	5.40	5.46	5.33	5.34
6 Month Treasury	4.80	5.45	5.57	5.25	5.15
1 Year Treasury	4.65	5.38	5.45	4.76	4.68
2-Year Treasury	4.20	4.88	5.09	4.25	4.23
5-Year Treasury	3.62	4.18	4.85	3.85	3.86
10-Year Treasury	3.51	3.96	4.93	3.88	3.93
30-Year Treasury	3.63	4.01	5.09	4.03	4.18
Key Rates	1 Year Prior	6 Month Prior	3 Month Prior	1 Month Prior	Current
Fed Funds Rate	4.32	5.32	5.31	5.31	5.31
Federal Reserve Target	4.50	5.50	5.50	5.50	5.50
Prime Rate	7.50	8.50	8.50	8.50	8.50
SOFR	1 Year Prior	6 Month Prior	3 Month Prior	1 Month Prior	Current
30-Day Average	4.31	5.10	5.32	1.38	5.34
90-Day Average	4.07	5.09	5.34	1.31	5.36
180-Day-Average	3.36	4.92	5.25	1.25	5.35
Muni Bonds - Yields	1 Year Prior	6 Month Prior	3 Month Prior	1 Month Prior	Current
	2.34	3.04	3.81	2.59	2.88
2-Year	2.17	2.93	3.75	2.50	2.73
5-Year	2.12	2.59	3.55	2.22	2.40
10-Year	2.24	2.53	3.64	2.27	2.46
30-Year	3.29	3.57	4.65	3.40	3.62

Treasury Rate Comparison (US Treasuries)



February 2024 | Data Collected January 1-31, 2024

Banks for Sale

Below is a list of some single tenant net lease bank investment properties that are currently for sale in Pennsylvania, New Jersey, Delaware, Maryland, Virginia, West Virginia, and Washington D.C. **This list of available Investment Properties is intended for the use and benefit of Equity Retail Brokers current and prospective commercial real estate investment clients.** The list is compiled for our clients to give them an understanding of current pricing of Net Lease bank properties in the region. The information has been gathered from a variety of sources. Some of these properties are listed by Equity Retail Brokers, while others are listed by other brokers or are being directly marketed by the owner. However they are listed, we at Equity Retail Brokers, either as a dual or a buyer's agent, can represent our client's interest in obtaining information and negotiating the purchase of any of the properties.

Bank	City	State	Asking Price	Cap Rate	Lease (Years Left)	Lease Type	Lease Increases	2023 Deposits
Chase Bank	Ambler	PA	\$4,428,571	3.50%	14.9	Ground	10% every 5 years	\$17,496,000
First National Bank of PA	Bel Air	MD	\$750,000	11.19%	1	Ground	Yes	\$69,431,000
Community Bank	Belle Vernon (Rostraver Twp)	PA	\$1,075,000	6.70%	20	Ground	2% annually	New Branch
Citizens Bank	Bellevue	PA	\$1,945,000	11.00%	1.7	NNN	2.5% annually	\$60,093,000
Chase Bank	Bethel Park	PA	\$2,556,000	4.50%	18.3	NNN	10% every 5 years	\$12,253,000
Provident Bank	Bloomfield	NJ	Unpriced	Unpriced	Unknown	NNN	Unknown	\$110,262,000
PNC Bank	Bowie	MD	\$4,309,133	6.00%	4.8	Ground	15% every 5 years	\$89,641,000
Republic Bank	Cherry Hill	NJ	\$2,567,000	6.00%	13	Ground	10% every 5 years	\$172,468,000
Bank of America	Clarksville	MD	\$5,680,000	7.50%	3	NNN	15% in options	\$219,398,000
S&T Bank	Cranberry Twp	PA	\$2,900,000	5.00%	15	NNN	10% every 5 years	New Branch
Bank of America	Edgewater	MD	\$3,510,138	6.50%	6	NNN	12% in options	\$163,766,000
Bank of America	Egg Harbor Twp	NJ	\$6,090,909	5.50%	15	Ground	12.5% every 5 years	New Branch
Truist Bank	Fort Washington	PA	\$2,175,000	7.04%	5.3	NNN	3% annually	\$63,295,000
Bank of America	Fredericksburg	VA	\$5,430,000	6.24%	10	Ground	10% every 5 years	\$41,718,000
Atlantic Union Bank	Hardy	VA	\$1,500,000	5.65%	5.3	NNN	N/A	\$92,592,000
S&T Bank	Harrisburg	PA	\$2,257,785	7.00%	5	Ground	12.5% every 5 years	\$40,662,000
Citizens Bank	Hillside	NJ	\$2,650,000	5.02%	Unknown	Unknown	Unknown	\$88,830,000
Northfield Bank	Linden	NJ	\$3,750,000	6.57%	5	NNN	Unknown	\$127,211,000
Chase Bank	Livingston	NJ	\$5,273,000	5.50%	11	Ground	Unknown	\$425,189,000
Chase Bank	Manassas	VA	\$4,150,000	4.75%	14	Ground	10% every 5 years	\$10,623,000
Truist Bank	Manassas	VA	\$6,724,862	7.92%	6	NNN	10% every 5 years	Closed
Atlantic Union Bank	Midlothian	VA	\$2,200,000	7.00%	1.5	NN	10% in options	\$102,980,000
Citizens Bank	Montclair	NJ	\$2,095,000	5.25%	7	NN	10% every 5 years	\$43,792,000
Wells Fargo & Billboard	Norfolk	VA	\$2,813,633	6.00%	5	Ground	15% every 5 years	\$108,145,000
Truist Bank	Nottingham	MD	\$3,200,000	7.11%	3.3	NNN	10% in options	\$119,749,000
TruMark Financial Credit Union	Philadelphia	PA	\$3,500,000	5.79%	Unknown	Unknown	Unknown	Undisclosed
Fulton Bank/Dance Studio	Philadelphia	PA	\$2,150,000	7.10%	5	NNN	Annual	\$14,470,000
PNC Bank	Pittsburgh	PA	\$1,954,451	6.20%	8.5	NNN	N/A	\$291,119,000
Wells Fargo	Reisterstown	MD	\$6,800,000	6.71%	Unknown	Ground	15% every 5 years	\$177,129,000
Chase Bank	Rockville	MD	\$11,875,000	4.00%	15	Ground	10% every 5 years	New Branch
Bank of America	Washington	DC	\$5,100,000	5.35%	5	Ground	3% annually	\$75,666,000
Bank of America	Wayne	PA	\$6,723,568	6.25%	5.9	NNN	10% or CPI every 5 years	\$53,297,000
Lakeland Bank	West Caldwell	NJ	\$1,600,000	8.47%	5	NNN	3% annually	Closed
Wells Fargo	Whitehall	PA	\$1,785,000	7.00%	4.7	Ground	N/A	\$216,000,000
Truist Bank	York	PA	\$480,000	6.06%	1.5	NNN	CPI annually	\$7,300,000

February 2024 | Data Collected January 1-31, 2024

Vacant Banks for Sale

Below is a list of some vacated bank properties that are currently for sale in Pennsylvania, New Jersey, and Delaware. **This list of available Properties is intended for the use and benefit of Equity Retail Brokers current and prospective commercial real estate investment clients.** The list is compiled for our clients to give them an understanding of current pricing of vacant bank properties in the region. The information has been gathered from a variety of sources. Some of these properties are listed by Equity Retail Brokers, while others are listed by other brokers or are being directly marketed by the owner. However they are listed, we at Equity Retail Brokers, either as a dual or a buyer's agent, can represent our client's interest in obtaining information and negotiating the purchase of any of the properties.

Address	City	State	Asking Price	Building Size (SF)	Acreage
560 Donner Dr	Monessen	PA	\$55,000	5,762	0.15
100 E. Main St	Stoystown	PA	\$95,000	6,000	0.16
201 E. Erie St	Linesville	PA	\$99,000	2,360	0.58
50 Main St	East Conemaugh	PA	\$129,000	2,200	Unknown
166 Ligonier St	New Florence	PA	\$129,000	2,200	0.40
141 Walnut St	Johnstown	PA	\$139,000	1,868	0.25
117 E. Main St	Youngsville	PA	\$165,000	2,400	0.54
707 Central Ave	Minotola (Buena)	NJ	\$199,900	2,300	0.69
207 S. Washington St	Eau Claire	PA	\$250,000	1,782	0.25
7 N. Kennedy Dr	McAdoo	PA	\$250,000	3,245	0.14
1 S. Center St	Corry	PA	\$275,000	9,748	0.41
925 4th Ave	Coraopolis	PA	\$299,000	2,818	0.32
100 Grant Ave	Vandergrift	PA	\$300,000	4,182	0.26
35 E. Main St	Nanticoke	PA	\$325,000	8,366	0.35
127 N. Diamond St	Mercer	PA	\$330,000	2,960	0.31
314 Sewickley Ave	Herminie	PA	\$349,000	7,100	0.62
304 Main St	Towanda	PA	\$349,000	6,604	0.12
4300 Murray Ave	Pittsburgh	PA	\$350,000	1,734	0.11
2-4 N. Main St	Shenandoah	PA	\$350,000	5,628	0.06
702 W. Main St	Valley View	PA	\$350,000	3,612	0.48
235 N. Enola Rd	Enola	PA	\$355,000	4,320	0.77
3rd & Market St	Halifax	PA	\$440,000	7,492	0.32
394 W. Berwick St	Easton	PA	\$500,000	2,694	0.42
248 Seneca St	Oil City	PA	\$515,000	8,000	0.48
176 Lovell Ave	Ebensburg	PA	\$549,900	3,417	0.73
4200 W. Market St	York	PA	\$599,000	4,660	0.85
85 Washington Ave	Little Ferry	NJ	\$610,000	3,409	0.35
470 Rahway Ave	Elizabeth	NJ	\$625,000	1,943	0.17
500 Monmouth St	Gloucester City	NJ	\$650,000	3,196	0.45
2302 N. Delsea Dr	Vineland	NJ	\$695,000	2,400	1.40
350 E. Bellevue Ave	Muhlenberg	PA	\$800,000	2,966	0.86
3400 Chichester Ave	Boothwyn	PA	\$825,000	2,800	1.26
308 Hurffville-Crosskeys Rd	Sewell	NJ	\$825,000	3,343	0.93
950 N. Pearl St	Bridgeton	NJ	\$900,000	2,400	0.68
2265 Hwy 33	Hamilton Twp	NJ	\$900,000	3,000	0.92
212 Front St	Marysville	PA	\$900,000	14,500	0.45
2560 Route 37	Manchester	NJ	\$995,000	2,464	1.20
4157 N. George St	Manchester	PA	\$1,000,000	3,744	0.98
540 Old Reading Pike	Stowe	PA	\$1,000,000	4,905	3.00
62 Berlin Rd	Stratford	NJ	\$1,000,000	1,560	1.50
701 Arnold Ave	Point Pleasant Beach	NJ	\$1,150,000	5,800	0.17
1249 Market St	Lemoyne	PA	\$1,295,000	3,600	1.72
1500 Union Ave	Union Beach	NJ	\$1,300,000	2,272	0.82
8764 Frankford Ave	Philadelphia	PA	\$1,450,000	2,700	0.60
408 Rahway Ave	Woodbridge Twp	NJ	\$1,450,000	3,454	0.30

February 2024 | Data Collected January 1-31, 2024

Vacant Banks for Sale

Address	City	State	Asking Price	Building Size (SF)	Acreage
4708 Frankford Ave	Philadelphia	PA	\$1,500,000	4,200	0.20
89 Main St	Little Falls	NJ	\$1,600,000	8,600	0.07
930 Washington St	Cape May	NJ	\$1,699,000	1,226	0.51
83 W. Main St	Elverson	PA	\$1,825,000	9,669	2.10
570 Pompton Ave	Cedar Grove	NJ	\$1,850,000	4,773	1.27
701 E. Passyunk Ave	Philadelphia	PA	\$1,855,000	5,042	0.07
880 Schecter Dr	Wilkes-Barre	PA	\$1,990,000	4,000	1.70
1407 Old York Rd	Abington	PA	\$2,000,000	6,904	2.00
650 US Hwy 9	Freehold	NJ	\$2,000,000	3,189	2.82
1216 Welsh Rd	North Wales	PA	\$2,300,000	3,345	0.72
350 Madison Ave	Cresskill	NJ	\$2,350,000	9,500	0.62
317 Main St	Lakewood	NJ	\$2,500,000	5,209	0.75
3441 US Hwy 9	Freehold	NJ	\$2,850,000	6,882	2.21
13-14 River Rd	Fair Lawn	NJ	\$2,900,000	4,216	0.52
1852 N. Olden Ave	Ewing	NJ	\$3,995,000	4,230	1.40
209 N. Main St	Sellersville	PA	Auction	5,184	0.48
502 Main St	Slatington	PA	Auction	19,872	1.29
701-705 Main St	Slatington	PA	Auction	7,320	0.38
22 N. Broad St	Woodbury	NJ	Auction	8,320	Unknown
503 S. Oxford Valley Rd	Fairless Hills	PA	Modified Bidding	3,016	0.80
259 S. Easton Rd	Glenside	PA	Modified Bidding	1,867	0.29
423 E. Girard Ave	Philadelphia	PA	Modified Bidding	2,820	0.03
1 W. Main St	Annville	PA	Undisclosed	4,607	0.63
171-173 Broadway	Bayonne	NJ	Undisclosed	5,518	0.13
3301 Easton Ave	Bethlehem	PA	Undisclosed	3,024	1.12
1006 Kresson Rd	Cherry Hill	NJ	Undisclosed	3,000	0.56
304 Princeton Hightstown Rd	East Windsor	NJ	Undisclosed	7,000	4.55
1713 W. Main St	Ephrata	PA	Undisclosed	2,952	0.64
801 Chestnut St	Kulpmont	PA	Undisclosed	3,058	0.04
31 Bridge St	Lambertville	NJ	Undisclosed	3,206	0.32
331 W. Main St	Leola	PA	Undisclosed	2,449	0.70
234 N. Main St	Loganville	PA	Undisclosed	4,970	1.08
380 S. Lenola Rd	Maple Shade	NJ	Undisclosed	3,475	1.78
473 Route 79	Morganville (Marlboro)	NJ	Undisclosed	3,000	1.90
120 S. Centre St	Pottsville	PA	Undisclosed	24,048	0.57
12 Main St	Robbinsville	NJ	Undisclosed	3,352	1.58
835 Lawn Ave	Sellersville	PA	Undisclosed	1,539	1.15
96 S. Main St	Sellersville	PA	Undisclosed	2,645	1.49
400 Market St	Sunbury	PA	Undisclosed	20,495	0.19
765 Blue Mountain Dr	Walnutport	PA	Undisclosed	2,500	1.94
301 W. Lancaster Ave	Wayne	PA	Undisclosed	5,650	0.64
2137 Penn Ave	West Lawn	PA	Undisclosed	2,700	0.48
234 Main St	York	PA	Undisclosed	3,200	1.08
824 Lansdowne Ave	Drexel Hill	PA	Unpriced	2,931	0.32
313 W. Cypress St	Kennett Square	PA	Unpriced	2,583	1.23
69 S. Main St	Manville	NJ	Unpriced	4,158	0.76
2932 Haddonfield Rd	Pennsauken	NJ	Unpriced	2,250	2.78
1 S. Church St	Quarryville	PA	Unpriced	3,160	0.62
2300 S. Queen St	York	PA	Unpriced	2,392	0.61

February 2024 | Data Collected January 1-31, 2024

Repositioning Vacant Banks

599 W. Skippack Pike, Blue Bell, PA

BEFORE



AFTER



Disclaimer: This data was found through independent research. Equity Retail Brokers was not involved in this transaction.

For more information about this transaction, contact:

David Laiter

610.645.7700 x150

dlaiter@equityretailbrokers.com

Equity Retail Brokers Property Listings

Visit our website to see a complete list of our properties currently available:

PROPERTY LISTINGS

For a sample list of NNN bank properties for sale across the U.S., please call or email:

Edward Ginn

610.645.7700 x101

eginn@equityretailbrokers.com

If you would like to learn more about the real estate services we provide, please contact:

Edward Ginn | President

610.645.7700 x101

eginn@equityretailbrokers.com

David Goodman | Principal

610.645.7700 x119

dgoodman@equityretailbrokers.com

Member:

