

## THE MARKETPLACE AT HUNTINGDON VALLEY

INLINE SPACE FOR LEASE

2010 County Line Road, Huntingdon Valley, PA 19006

EQUITY RETAIL BROKERS

[VIEW AERIAL TOUR ▶](#)



### PROPERTY FEATURES

- Inline: 1,600 SF | 3,972 SF
- Fully built-out medical office
- GLA: 251,683 SF
- For Lease

### DETAILS

- Join Weis, LA Fitness, Penn Cinema, Rite Aid, Starbucks, Chipotle & more
- Great Medical & Food Opportunities
- Professionally managed and maintained center
- Approx. 26K ADT on County Line Road
- Avg. HHI of \$94K in trade area



### CONTACT

**KEITH SEYMOUR**

[kseymour@equityretailbrokers.com](mailto:kseymour@equityretailbrokers.com)

DIRECT 484.417.2249

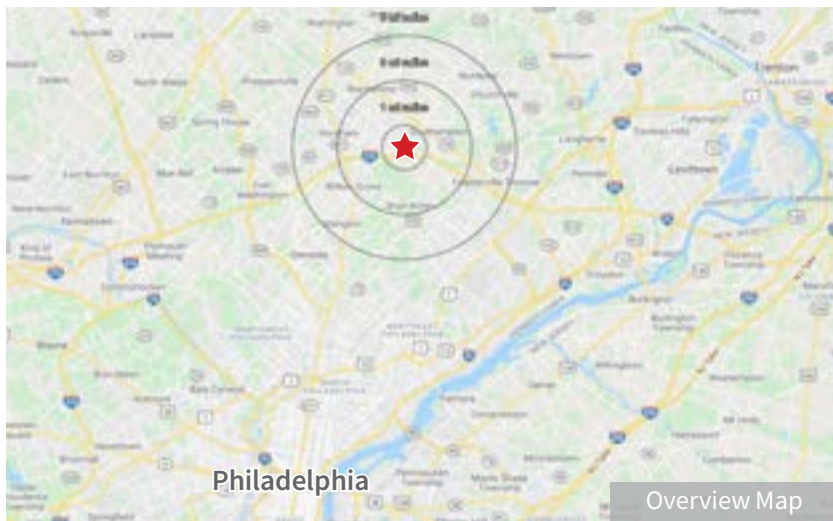
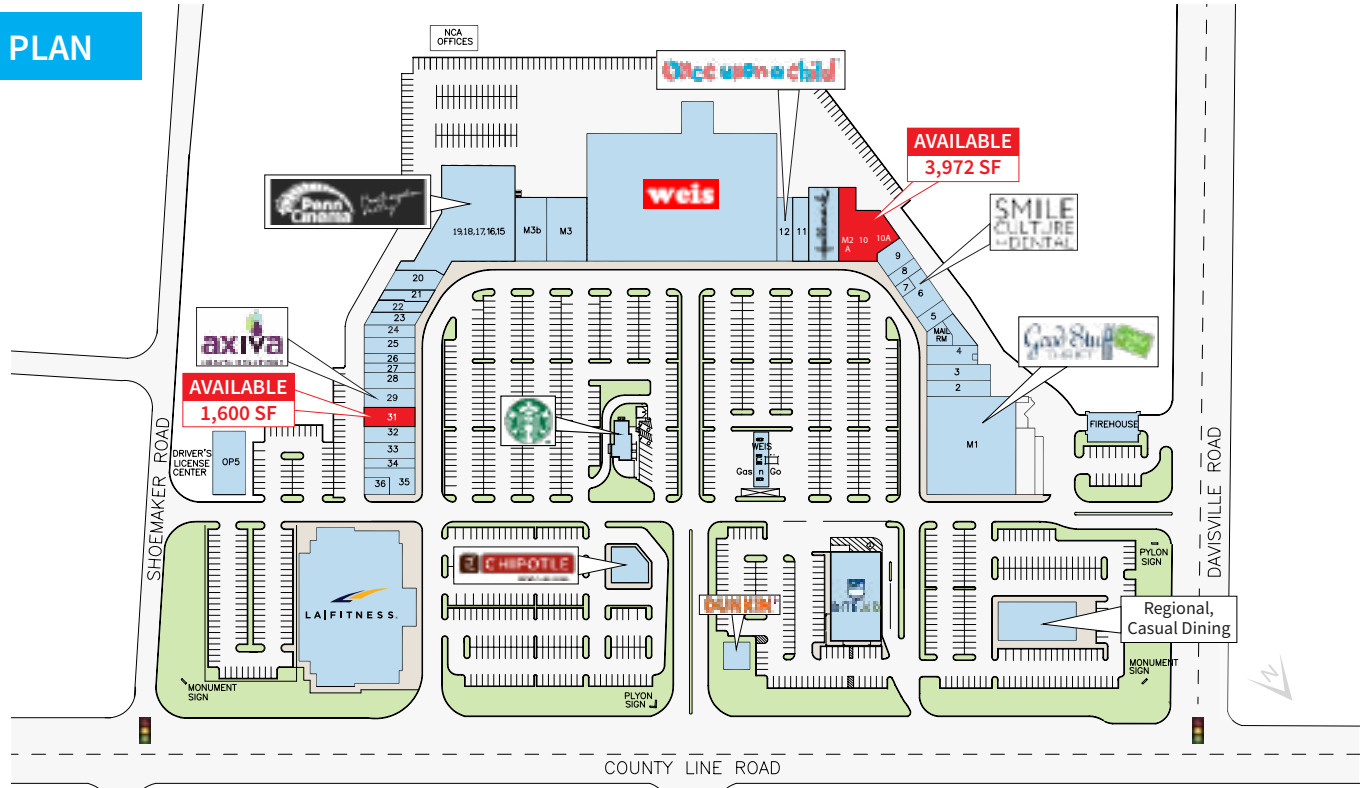
# THE MARKETPLACE AT HUNTINGDON VALLEY

INLINE SPACE FOR LEASE

2010 County Line Road, Huntingdon Valley, PA 19006

EQUITY RETAIL BROKERS

## SITE PLAN



## Demographics

	1 Mile	3 Miles	5 Miles
Population	7,092	76,167	218,590
Average HHI	\$151,341	\$127,959	\$137,550
Adj Daytime Demos (16 yrs+)	7,325	60,947	177,863

Demographic Data Source: Applied Geographic Solutions, 2023 (REGIS)

08/24

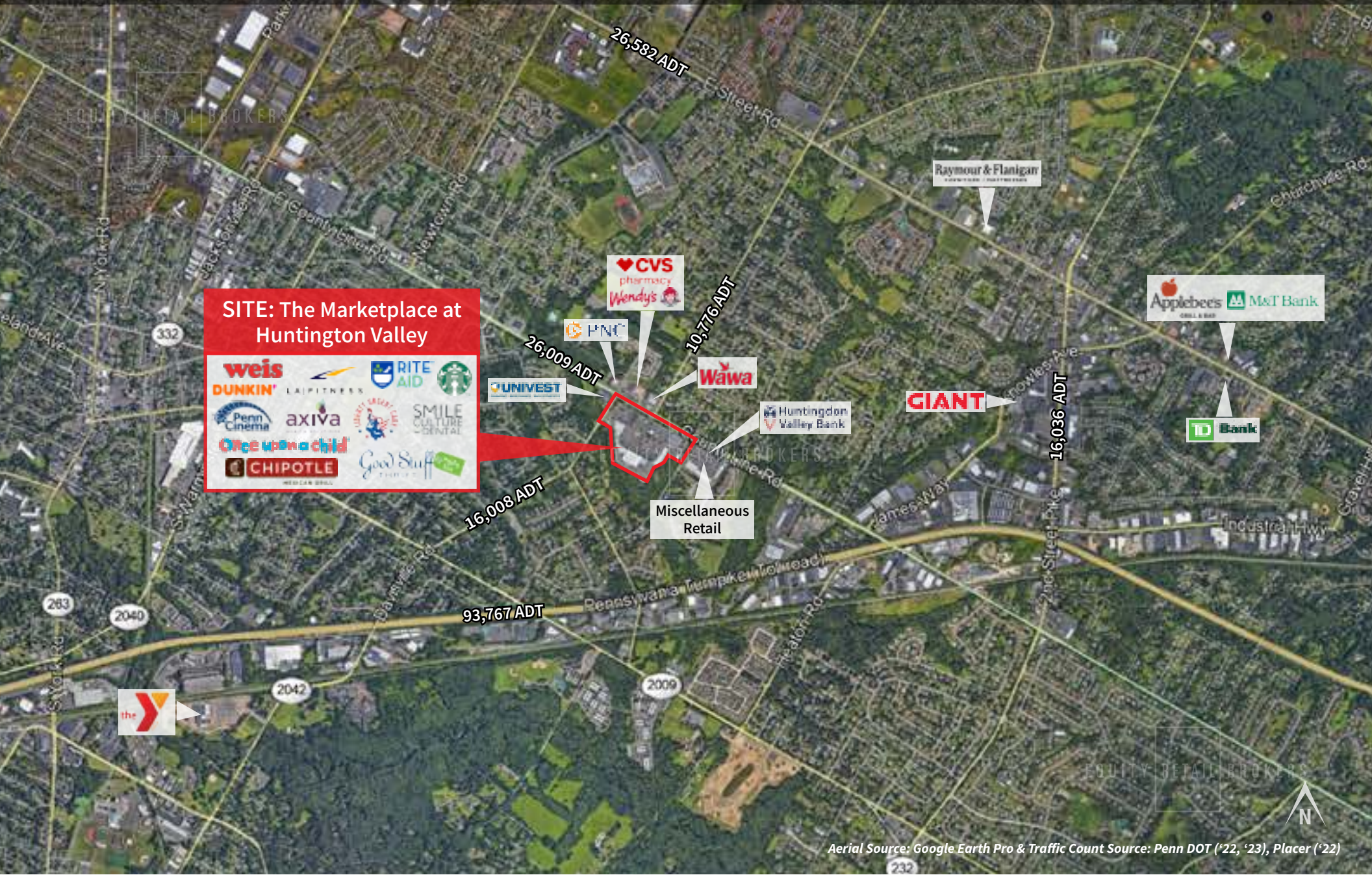


Information concerning this offering is from sources deemed reliable but no warranty is made to the accuracy thereof and it is submitted subject to errors, omissions, changes of price or other conditions, prior to sale or lease or withdrawal without notice. Equity Retail Brokers is licensed in PA, NJ, & DE. Keith Seymour is a licensed salesperson in PA & NJ.



# HUNTINGDON VALLEY MARKET AERIAL

2010 County Line Road | Montgomery County, PA



Aerial Source: Google Earth Pro & Traffic Count Source: Penn DOT ('22, '23), Placer ('22)



